



Zippie Voyage

February 2020
EIZ18 (Without Seating - E1234)

Date: _____ Dealer Acct #: _____ Dealer: _____ Dealer Contact: _____ Dealer Address: _____ Dealer City: _____ ST: _____ ZIP: _____ Dealer Phone: (____) _____ Fax: (____) _____ Confirm Via: <input type="checkbox"/> Fax <input type="checkbox"/> Email Mark For: _____	SUBMITTING FOR: <input type="checkbox"/> Quote <input type="checkbox"/> Order PO#: _____ Ship To: _____ Attention: _____ Address: _____ Address: _____ Ship To City: _____ ST: _____ ZIP: _____ Ship To Phone: (____) _____ Fax: (____) _____
------------------------------------------------------------------------------------------------------------------------------------------------------------------------------------------------------------------------------------------------------------------------------------------------------	-------------------------------------------------------------------------------------------------------------------------------------------------------------------------------------------------------------------------------------------------------------------------------

The **HCPCS CODES** provided are based on code verification through PDAC or our interpretation of the code definitions.
The use of **HCPCS CODES** does not ensure coverage or payment. For coverage information, verify the appropriate payer's coverage policy.

✓	Option #	HCPCS	Definition	Price	✓	Option #	HCPCS	Definition	Price
1. FRAME STYLE									

Designed with busy families in mind. The stroller frame quickly and easily folds after removing the seat in one simple step for compact storage. Multiple seating configurations allows you to customize your Zippie Voyage to perfectly fit your needs. Each unit includes:

- Foot Operated Wheel Lock
 - 12" Rear Tires & 8" Front Casters
 - Front Caster Suspension & Swivel Locks
 - 75 lbs Weight Capacity
 - Quick Release Wheels
 - Angle Adjustable Stroller Handle
 - Adjustable Seating Shell
 - Canopy w/ breathable window/mesh pockets
 - 35° Tilt
 - Fwd & Rwd facing seating capability
 - Under carriage storage
- (may be limited when some options chosen)

Voyage Frame Seating Options			
<input type="checkbox"/>	005BS8	E1234	Voyage for Advanced Seating w/ Tilt - Seating not included in base price
<input type="checkbox"/>	005BS14	E1234	Voyage for Moderate Seating w/ Tilt - Seating not included in base price

Booster Base Seating Options			
<input type="checkbox"/>	005BS10	E1399	Voyage Booster Base with Tilt and Advanced Seating
<input type="checkbox"/>	005BS11	E1399	Voyage Booster Base with Tilt and Moderate Seating
<input type="checkbox"/>	005BS12	E1399	JCM Booster Base with Tilt and Advanced Seating
<input type="checkbox"/>	005BS13	E1399	JCM Booster Base with Tilt and Moderate Seating

Seating Only Options (Omit Frame)			
<input type="checkbox"/>	005BS15		Advanced Seating with Tilt - Omits Frame, Seat-Only
<input type="checkbox"/>	005BS16		Moderate Seating with Tilt - Omits Frame, Seat-Only

Transit			
<input type="checkbox"/>	005KJ11	K0108	Transit Option



For Moderate Seating
See Section 2



For Advanced Seating
See Section 3

2. MODERATE SEATING

Choose Moderate Seating options, prices reflect ordering base which includes seating.

Moderate Seating Options

<input type="checkbox"/>	005KM03	E2292	Moderate Seating	\$225
<input type="checkbox"/>	005KM04	E1014	Recline Feature <i>(required)</i>	\$350

Grab Bar *(Optional)*

<input type="checkbox"/>	005KR02	K0108	Grab Bar	\$145
--------------------------	---------	-------	----------	-------

Choose Upholstery Color *(includes inner covers and crossover canopy)*

<input type="checkbox"/>	005KN05		Blue	NC
<input type="checkbox"/>	005KN06		Red	NC
<input type="checkbox"/>	005KN07		Beige	NC
<input type="checkbox"/>	005KN08		Grey	NC

2A. POSITIONING & SUPPORTS - MODERATE SEAT ONLY

Head Supports *(Optional)*

<input type="checkbox"/>	005VJ03	E0955	Head Supports - Small <i>(Recommended)</i>	\$160
<input type="checkbox"/>	005VJ04	E0955	Head Supports - Large	\$160

Positioning - Medial Support *(Optional)*

<input type="checkbox"/>	005KQ03	E0957	Medial Support - Tall	\$155
<input type="checkbox"/>	005KQ04	E0957	Medial Support - Contour	\$160

Positioning - Laterals *(Optional)*

<input type="checkbox"/>	005KO03	E0956	Laterals Small - (R & L)	\$200
<input type="checkbox"/>	005KO04	E0956	Laterals Large - (R & L)	\$200

Positioning - Hip Guides *(Optional)*

<input type="checkbox"/>	005KP02	E0956	Hip Guides - (R & L)	\$225
<input type="checkbox"/>	005KP04	E0956	Infant Insert <i>(Hip Guides Req'd.)</i>	\$175

JAY Anterior Pelvic Belts - E0978

Standard 2 Point Belt - Push Button 1"

<input type="checkbox"/>	005ZZ10	E0978	No Pad <i>(APB5110)</i>	\$40
<input type="checkbox"/>	005ZZ11	E0978	4.5" Pad <i>(APB5115)</i>	\$91
<input type="checkbox"/>	005ZZ12	E0978	5.5" Pad <i>(APB5116)</i>	\$91

Standard 2 Point Belt - Push Button 1 1/2"

<input type="checkbox"/>	005ZZ14	E0978	No Pad <i>(APB7210)</i>	\$40
<input type="checkbox"/>	005ZZ15	E0978	7.5" Pad <i>(APB7212)</i>	\$86

V-Contour Pelvic 4 Point Belt - Push Button Varies

<input type="checkbox"/>	005ZZ24	E0978	SM Pad - 1" Push Button <i>(APB3716)</i>	\$170
<input type="checkbox"/>	005ZZ23	E0978	Med Pad - 1-1/2" Push Button <i>(APB3727)</i>	\$170

JAY Anterior Trunk Supports - E0960

Classic Structure not available with Early Intervention Size

Anterior Trunk Support - Style


<input type="checkbox"/>	005JY01	E0960	Classic Dynamic <i>(ATS8100 Series)</i>	\$152
<input type="checkbox"/>	005JY02	E0960	Classic Structure <i>(ATS8300 Series)</i>	\$152
<input type="checkbox"/>	005JY06	E0960	Center Opening Dynamic <i>(ATS8800 Series)</i>	\$152
<input type="checkbox"/>	005JY05	E0960	Center Opening Structure <i>(ATS9400 Series)</i>	\$152

Anterior Trunk Support - Size

<input type="checkbox"/>	005JZ05		Early Intervention	NC
<input type="checkbox"/>	005JZ06		Xtra Small	NC
<input type="checkbox"/>	005JZ01		Small	NC

2B. FOOTREST - MODERATE SEAT ONLY

<input type="checkbox"/>	005F329	K0040	Angle Adj. Footrest <i>(Required)</i>	\$155
--------------------------	---------	-------	---------------------------------------	-------



3. ADVANCED SEATING

Choose Advanced Seating options, prices reflect ordering base which includes seating.

Planar Seat & Contoured Seat Cushion Include:

- Contoured Medium Density Foam
- 6" to 13" Hip Width
- Built in Depth Growth
- Removable Neoprene Cover
- Optional 3" Lateral Hip Blocks (Pr)
- Optional Slight Medial Thigh Contour
- Optional Fixed Ischial Ledge



Planar & Contoured Seat Options:

<input type="checkbox"/>	005CU39	E2292	Planar Seat without Hip Blocks	\$225
<input type="checkbox"/>	005CU44	E2292	Planar Seat w/ Hip Block - Pair	\$375
<input type="checkbox"/>	005CU37	E2294	Contoured Wedge Seat	\$375
<input type="checkbox"/>	005CU38	E2294	Contoured Anti-Thrust (Ledge) Seat	\$375

Choose Depth (Based on 1" T-Back)

<input type="checkbox"/>	005SD78	Short 5" - 8" Depth	NC
<input type="checkbox"/>	005SD79	Medium 7" - 10" Depth	NC
<input type="checkbox"/>	005SD80	Long 9" - 13" Depth	NC

ADJUSTABLE CONTOUR SEAT includes:

- Choice of foam density
- Adjustable Pre-Ischial Ledge
- Adjustable 1" High Foam Wedges for:
 - Lateral Hip and Thigh Support
 - Medial Knee and Thigh Support
- 3" Seat Depth Growth Kit
- Removable Neoprene Cover



Adjustable Contour Seat Options:

<input type="checkbox"/>	005ST60	E2294	Adjustable Contour Seat	\$420
--------------------------	---------	-------	-------------------------	-------

Choose Foam

<input type="checkbox"/>	005FM1	Soft Foam	NC
<input type="checkbox"/>	005FM2	Medium/Soft Foam	NC
<input type="checkbox"/>	005FM3	Medium Foam	NC

Choose Depth (Based on 1" T-Back)

<input type="checkbox"/>	005SD78	Short 5" - 8"	NC
<input type="checkbox"/>	005SD79	Medium 7" - 10"	NC
<input type="checkbox"/>	005SD80	Long 9" - 13" (4" growth)	NC

3A. BACKREST - ADVANCED SEATING ONLY

BACKREST SHELL

<input type="checkbox"/>	005BT111	Short 7" to 13" Height	NC												
Desired Backrest Height Setting (Bold indicates default, when not picked)															
<input type="checkbox"/>	7"	<input type="checkbox"/>	8"	<input type="checkbox"/>	9"	<input type="checkbox"/>	10"	<input type="checkbox"/>	11"	<input type="checkbox"/>	12"	<input type="checkbox"/>	13"		
<input type="checkbox"/>	005BT112	Tall 10" to 17" Height	NC												
Desired Backrest Height Setting (Bold indicates default, when not picked)															
<input type="checkbox"/>	10"	<input type="checkbox"/>	11"	<input type="checkbox"/>	12"	<input type="checkbox"/>	13"	<input type="checkbox"/>	14"	<input type="checkbox"/>	15"	<input type="checkbox"/>	16"	<input type="checkbox"/>	17"

BACKREST OPTION

<input type="checkbox"/>	005KJ9	E1014	Recline Feature (90° - 135° range)	\$350
--------------------------	--------	-------	------------------------------------	-------

BACKREST CUSHION OPTIONS

2.5" "T" Back is used for seat depths as small as 3.5". Backrest has removable foam for additional depth growth without adjusting seat pan.

1" Thick T-Back Cushion Options:

<input type="checkbox"/>	005BT103	E2291	Short 8" to 10"	\$305
<input type="checkbox"/>	005BT104	E2291	Medium 10" to 12"	\$305
<input type="checkbox"/>	005BT105	E2291	Tall 12" to 14"	\$305
<input type="checkbox"/>	005BT106	E2291	Extra Tall 14" to 16" (N/A w/ Short Backrest Shell)	\$305

2.5" Thick T-Back Cushion Options:

<input type="checkbox"/>	005BT107	E2291	Short 8" to 10"	\$375
<input type="checkbox"/>	005BT108	E2291	Medium 10" to 12"	\$375
<input type="checkbox"/>	005BT109	E2291	Tall 12" to 14"	\$375
<input type="checkbox"/>	005BT110	E2291	Extra Tall 14" to 16" (N/A w/ Short Backrest Shell)	\$375

3B. HEAD SUPPORT - ADVANCED SEATING ONLY

Hardware allows the headrest to be flush mounted to backrest when above shell. When choosing a Headrest option, Hardware Bracket must be chosen, Hardware also available individually. Headrest Ht. Adj. Range from seat pan based on selected Backshell Height. (i.e. Short Ht Ranges 9" - 19.5" & Tall Ht Ranges 13" - 23-1/2")

<input type="checkbox"/>	005HE40	E0955	Whitmyer 8" Plush	\$225
<input type="checkbox"/>	005HE41	E0955	Whitmyer 10" Plush	\$225
<input type="checkbox"/>	005HE42	E0955	Whitmyer SM Contour Cradle	\$225
<input type="checkbox"/>	005HE43	E0955	Whitmyer Med Contour Cradle	\$225
<input type="checkbox"/>	005HE29	E0955	Whitmyer Sm Adjust-A-Plush	\$270
<input type="checkbox"/>	005HQ6	K0108	Whitmyer DFS (Forehead Strap) Squared for Single pad, must order Whitmyer headrest	\$120
<input type="checkbox"/>	005HE31	E1028	Hardware Bracket Only (can be chosen w/o headrest)	\$105

3C. POSITIONING & SUPPORTS- ADVANCED SEATING ONLY

For the supports, Voyage will be set up at factory. Insert dimensions on last page spec. drawing. (Not required, will default to std. settings)

LATERAL & ANTERIOR TRUNK SUPPORTS

Lateral brackets height adjustment range based on Backrest Shell Height (For Example: Short Laterals adj. 3" - 12" and Tall Laterals adj. 3" - 17")

Swing Away Laterals (Adjustable 1"-8" widths)

<input type="checkbox"/>	005KE41		Swing Away Bracket Adj. - Right	\$225
<input type="checkbox"/>	005KE42		Swing Away Bracket Adj. - Left	\$225
<input type="checkbox"/>	005KD15	E0956	Large Straight Pad 3" x 6" - Right	\$100
<input type="checkbox"/>	005KD19	E0956	Large Straight Pad 3" x 6" - Left	\$100
<input type="checkbox"/>	005KD16	E0956	Large Curved Pad 3" x 6" - Right	\$100
<input type="checkbox"/>	005KD20	E0956	Large Curved Pad 3" x 6" - Left	\$100
<input type="checkbox"/>	005KD13	E0956	Small Straight Pad 2" x 6" - Right	\$100
<input type="checkbox"/>	005KD17	E0956	Small Straight Pad 2" x 6" - Left	\$100
<input type="checkbox"/>	005KD14	E0956	Small Curved Pad 2" x 6" - Right	\$100
<input type="checkbox"/>	005KD18	E0956	Small Curved Pad 2" x 6" - Left	\$100

Fixed Laterals (Adjustable 1"-10" widths)

<input type="checkbox"/>	005KE24		Fixed Angle Adjustable - Right	NC
<input type="checkbox"/>	005KE25		Fixed Angle Adjustable - Left	NC
<input type="checkbox"/>	005KD15	E0956	Large Straight Pad 3" x 6" - Right	\$100
<input type="checkbox"/>	005KD19	E0956	Large Straight Pad 3" x 6" - Left	\$100
<input type="checkbox"/>	005KD13	E0956	Small Straight Pad 2" x 6" - Right	\$100
<input type="checkbox"/>	005KD17	E0956	Small Straight Pad 2" x 6" - Left	\$100

JAY Anterior Trunk Support

<input type="checkbox"/>	005A827	E0960	JAY Contour Dynamic EI Pad	\$152
<input type="checkbox"/>	005A828	E0960	JAY Contour Dynamic XSmall Pad	\$152
<input type="checkbox"/>	005A829	E0960	JAY Contour Dynamic Small Pad	\$152

Anterior Trunk H Strap Support

<input type="checkbox"/>	005SS2	E0960	XX Small H Strap 5 Point	\$165
--------------------------	--------	-------	--------------------------	-------

Anterior Trunk Butterfly Support

Dimensions are seat to shoulder height.

<input type="checkbox"/>	005K11	E0960	XX Small Butterfly Pad (< 10")	\$110
<input type="checkbox"/>	005K12	E0960	X Small Butterfly Pad (10" - 12")	\$110
<input type="checkbox"/>	005K13	E0960	Small Butterfly Pad (12" - 14")	\$110
<input type="checkbox"/>	005K14	E0960	Medium Butterfly Pad (14" - 16")	\$110
<input type="checkbox"/>	005K15	E0960	Large Butterfly Pad (>16")	\$110
<input type="checkbox"/>	005SS1	E0960	Shoulder Strap Pads (Only Available with Butterfly Support)	\$25

LOWER BODY SUPPORTS

Lateral Hip Support (Adjusts from 7-1/2" to 11" width)

Only available with Planar seat without Hip Blocks and Adj. Contour seat.

<input type="checkbox"/>	005KC6	E0956	SM (4"x 4", 3/8" thick) Right	\$100
<input type="checkbox"/>	005KC4	E0956	SM (4"x 4", 3/8" thick) Left	\$100
<input type="checkbox"/>	005KC5	E0956	LG (5-3/8"x 4-3/4", 1/2" thick) Right	\$100
<input type="checkbox"/>	005KC3	E0956	LG (5-3/8"x 4-3/4", 1/2" thick) Left	\$100

Lateral Thigh Support (Adjusts from 3-1/2" to 11" width)

Only available with Planar seat without Hip Blocks and Adj. Contour seat.

<input type="checkbox"/>	005KF6	E0953	SM (4"x 4", 3/8" thick) Right	\$100
<input type="checkbox"/>	005KF4	E0953	SM (4"x 4", 3/8" thick) Left	\$100
<input type="checkbox"/>	005KF5	E0953	LG (5-3/8"x 4-3/4", 1/2" thick) Right	\$100
<input type="checkbox"/>	005KF3	E0953	LG (5-3/8"x 4-3/4", 1/2" thick) Left	\$100

Pelvic Positioning Belt

Must use when ordering Anterior Trunk Supports.

<input type="checkbox"/>	005A14	E0978	1" Padded	\$45
<input type="checkbox"/>	005A15	E0978	1-1/2" Padded	\$45
<input type="checkbox"/>	005A263	E0978	1" Padded Auto Style (Dual Pull)	\$55
<input type="checkbox"/>	005A256	E0978	1-1/2" Padded Auto Style	\$55
<input type="checkbox"/>	005A830	E0978	JAY Medial 4-Point Belt XS Pad	\$95
<input type="checkbox"/>	005A831	E0978	JAY Medial 4-Point Belt Sml Pad	\$95

Medial Support

<input type="checkbox"/>	005KH12	E0957	Small (3"Hx 2-1/2"Wx 4-1/2"L)	\$125
<input type="checkbox"/>	005KH13	E0957	Large (3-3/4"Hx 4"Wx 6"L)	\$125
<input type="checkbox"/>	005HE77	E1028	Hardware Medial Support Brkt	\$225

3D. UPHOLSTERY COLORS - ADVANCED SEATING ONLY

Color Options - Solid

<input type="checkbox"/>	005CL9		Purple	NC
<input type="checkbox"/>	005CL20		Pink Sorbet	NC
<input type="checkbox"/>	005CL11		Green	NC
<input type="checkbox"/>	005CL12		Navy Blue	NC
<input type="checkbox"/>	005CL13		Orange	NC
<input type="checkbox"/>	005CL17		Turquoise	NC
<input type="checkbox"/>	005CL16		Black	NC
<input type="checkbox"/>	005CL18		Burgundy	NC

Color Options - Print (Std. Trim listed behind each print)

<input type="checkbox"/>	005CL19		Leopard (Std. w/ Black Trim)	NC
<input type="checkbox"/>	005CL14		Butterflies (Std. w/ Purple Trim)	NC
<input type="checkbox"/>	005CL15		Red Race Flags (Std. w/ Red Trim)	NC

Custom Option (Only available with Prints)

<input type="checkbox"/>	005C001		Custom Color Selection: Choose & Enter from Solid Color Options:	\$70
--------------------------	---------	--	------------------------------------------------------------------	------

Canopy Pattern

<input type="checkbox"/>	005UF01		Cross Over	NC
--------------------------	---------	--	------------	----

3E. FOOTREST - ADVANCED SEATING ONLY

Footrest adjustment range is 1-1/2" to 12". Choose desired preset range, if not selected Long range is Default. For the Short Range, the footplate will be inverted.

<input type="checkbox"/>	005F312	K0040	Angle Adj. Footrest (Required)	\$155
<input type="checkbox"/>	005F313	K0037	Preset in short range 1-1/2"-4"	NC
<input type="checkbox"/>	005F314		Preset in long range 4-1/2" - 12"	NC

4. ACCESSORIES & OPTIONS

Vent & Battery Trays

<input type="checkbox"/>	005LF1	E1029	Dovetail Vertical Frame Mounted Hardware for LTV ventilators <i>(limit 15lbs & includes 1 Utility hook)</i>	\$375
<input type="checkbox"/>	005LF11	E1029	Dovetail Vertical Frame Mounted Hardware for Trilogy ventilators <i>(limit 15lbs & includes 1 Utility hook) (Only includes female dovetail mount)</i>	\$375
<input type="checkbox"/>	005LF2	E1029	Battery and Vent/Utility Underframe Tray <i>(limit 50lbs, ideal for U1 or Grp 22 Batteries & includes 1 Utility hook)</i>	\$410
<input type="checkbox"/>	005LF3	E1029	Front Mount Utility platform <i>(limit 50lbs)</i>	\$375
<input type="checkbox"/>	005LF4	E1029	Rear Add on Accessory platform <i>(limit 45lbs or one Grp 24 battery & includes 1 Utility hook. Must be removed or folded before folding base)</i>	\$175

Upper Extremity Support Tray *(Angle Adjustable Hardware Included)*

Tray Mount adjusts from 4-1/2"-7-1/2" with 1" tall cushion; Cut-out is 6"

<input type="checkbox"/>	005A91	E0950	Light Grey	\$145
<input type="checkbox"/>	005A92	E0950	Clear Poly	\$165

Shoe Holders & Foot Straps


<input type="checkbox"/>	005A68	E0952 E0951	6" Long Shoe Holders - Pair	\$120
<input type="checkbox"/>	005A69	E0952 E0951	8" Long Shoe Holders - Pair	\$120
<input type="checkbox"/>	005A79	E0952	16" Foot Straps w/ Covers - Pair	\$35
<input type="checkbox"/>	005A80	E0952	18" Foot Straps w/ Covers - Pair	\$35

Accessories

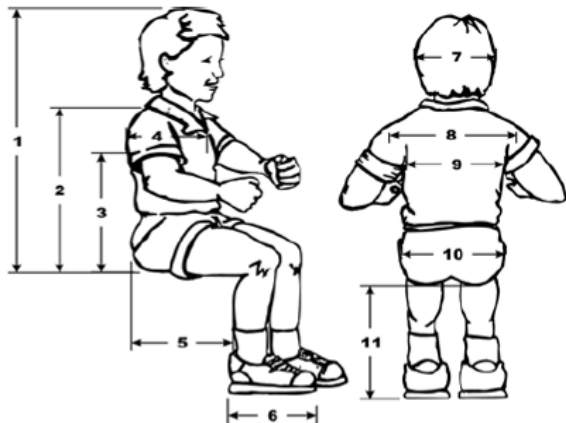
<input type="checkbox"/>	005A74	K0105	IV Support Pole	\$145
<input type="checkbox"/>	005A713	E2208	O2 Tank Holder	\$175
<input type="checkbox"/>	005A714	K0105 E2208	IV/O2 Combination	\$245
<input type="checkbox"/>	005LF5		Cup Holder/ Bottle/Feeding	\$45
<input type="checkbox"/>	005LF7		Utility Hook <i>(i.e. suction canister)</i>	\$25
<input type="checkbox"/>	005A462		Rain Cape	\$175

Floor Sitter/ Feeder Base

<input type="checkbox"/>	005A083	E1399	Folding Booster Base <i>(Ht. Adj.)</i>	\$1,395
<input type="checkbox"/>	005A082	E1399	JCM Folding Booster Base <i>(Ht. Adj.)</i>	\$2,595



Child's Measurements (Not Required)



Child's Name _____

Age: _____

Diagnosis: _____

Height: _____

Weight: _____

- 1. Top of Head to Seat: _____
- 2. Top of Shoulder to Seat*: _____
- 3. Under Arm to Seat: _____
- 4. Trunk Depth: _____
- 5. Actual Sitting Depth*: _____
- 6. Foot Length: _____

- 7. Width of Head: _____
- 8. Shoulder Width: _____
- 9. Chest Width: _____
- 10. Hip Width: _____
- 11. Left Lower Leg Length*: _____
- 12. Right Lower Leg Length*: _____

* Critical Dimensions



Sunrise Medical (US) LLC
 2842 Business Park Ave. · Fresno, CA 93727 · USA