

ORDER FORM



To see QUICKIE Power Options or Accessories, scan here or visit:
<https://www.sunrisemedical.com/power-wheelchair-options-accessories>



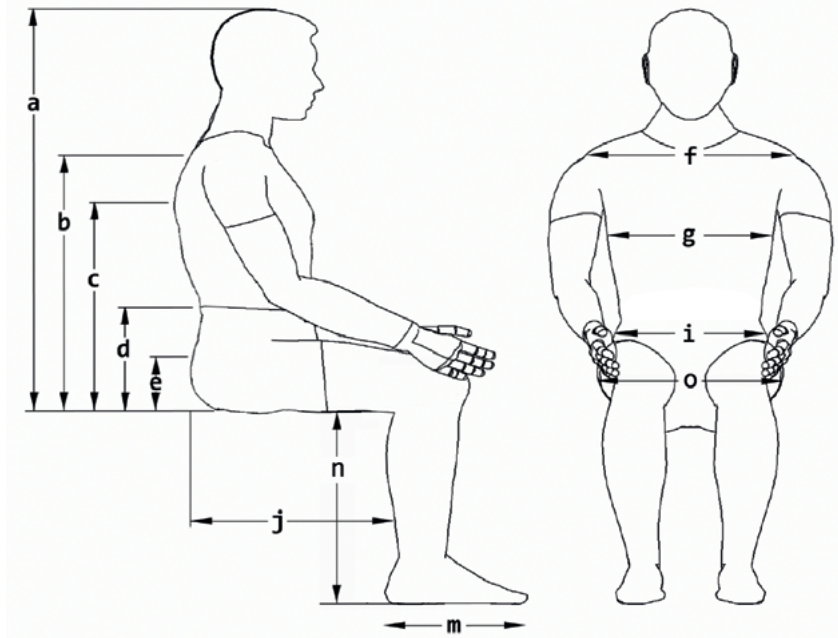
Q300M Mini

EIPW40

Customer		Ship To	
Account #		Name	
Date		Address	
PO#		City	
Buyer		State	Zip
Mark For		Phone	

Client Measurements

a) Top of head to seat	in
b) Top of shoulder to seat	in
c) Underarm to seat	in
d) Elbow to seat	in
e) Top of leg to seat	in
f) Shoulder width	in
g) Chest width	in
i) Hip width	in
j) Actual sitting depth	in
m) Foot length	in
n) Knee to foot	in
o) Seat width	in





Notes



Chair Specifications

HCPC	K0848 / K0856
Weights starting at: (with Batteries)	NPC: 250 lbs SPC: 274 lbs
Power Seating	50° of CG Tilt / 12" seat elevator
Seat Type	ASAP
Seat Size Range	Width 10" to 16" Depth 10" to 19"
Seat-to-Floor Height Range	17" to 19"

Mid-Wheel Drive Base Specifications

Drive Wheel Position	Mid-wheel drive
User Weight Capacity	165 lbs.
Base Size	Width 20.5", Length 33"
Minimum Turning Radius	17" (excludes footplates)
Drive Control	R-net PM 90A / VR-2 90A
Driving Range	Up to 17 miles
Drive Motors	4-pole 6 mph / 10 kph
Drive Wheels	12" w/flat-free inserts (black) 14" w/flat-free inserts (black)
Casters	7" front / 7" rear (black)
Charger	8A Dual Mode (Compact)
Battery Size	50Ah Group 22
Color	9 shroud colors and 7 color accents
Ground Clearance	3"

BASE			
OPTION	HCPC	DESCRIPTION	RETAIL
Group 3 Standard Duty Mid Wheel Drive Base <i>End Item Number EIPW40 (ZIPPIE Seat)</i>			\$
400PC308	K0848	ZIPPIE Q300 M NPC No Power Option for ZIPPIE Seat Included in Base Pricing : Q300 M Base, VR-2 90amp Electronics for No Power Seat Functions, Six-Wheel Suspension, 12" Drive Wheels with Dual Density Inserts, 7" Flat Free Casters, ISO Occupied Tie-Down Brackets and 8amp Charger. Max Speed = 6mph, Weight Capacity = 165 lbs., STFH = 17".	\$8,687.00
400PC309	K0856	ZIPPIE Q300 M SPC Single Power Option for ZIPPIE Seat Included in Base Pricing : Q300 M Base, VR-2 90amp Electronics for No Power Seat Functions, Six-Wheel Suspension, 12" Drive Wheels with Dual Density Inserts, 7" Flat Free Casters, ISO Occupied Tie-Down Brackets and 8amp Charger. Max Speed = 6mph, Weight Capacity = 165 lbs., STFH = 17".	\$8,687.00
User Weight			\$
400WG32	–	Up to 165 lbs.	NC
Motor Package			\$
400PF99	–	4-pole 10 kph / 6 mph	NC
Drive Wheels  P. 17			\$
400DW13	–	Drive Wheel, 12", Solid, Knobby, Black	NC
400DW58	–	Drive Wheel, 14", Solid, Knobby, Black	NC
Caster Wheels  P. 17			\$
400CW59	–	Caster Wheels 7", Solid, Black	NC
Shroud Color			\$
400C164	–	Black	NC
400C165	–	Candy Apple Red	NC
400C166	–	Candy Blue	NC
400C167	–	Candy Purple	NC
400C176	–	Green Apple	NC
400C178	–	Pearl Pink	NC
400C182	–	Silver	NC
400C125	–	White	NC
400C170	–	American Flag	\$590.00
Color Accents			\$
Note: Accent colors and shroud colors may not match			
400EZ20	–	Apple Green	NC
400EZ22	–	Black	NC
400EZ21	–	Blue	NC
400EZ23	–	Orange	NC
400EZ24	–	Red	NC
400EZ19	–	White	NC
400EZ25	–	Silver	NC

BASE									
OPTION	HCPC	DESCRIPTION							RETAIL
ISO Transit Tie Downs									\$
400T050	–	ISO Transit Package							NC
LED Lights  P. 17									\$
400LI04	–	LED Lights and Indicators							\$1,373.00
400LI08	–	LED Fender Lights <i>(Joystick Activation)</i>							\$555.00
400LI02	–	Omit LED Lights							NC
Seat Heights									\$
Seat Height Measured from front of seat pan to floor with 0° frame angle. Not all seat heights are available with all seat depths and power seating. Please see online configurator for full availability.									
			12" Drive Wheel			14" Drive Wheel			
			No Power	Tilt	Elevate	No Power	Tilt	Elevate	
400HT55	–	17"		N/A	N/A	N/A	N/A	N/A	NC
400HT104	–	17.5"	N/A		N/A		N/A	N/A	NC
400HT56	–	18"		N/A					NC
400HT105	–	18.5"			N/A	N/A		N/A	NC
400HT57	–	19"							NC
Batteries and Chargers  P. 17									\$
Group 22 Battery									
400AG35	E2361	GP22 / 50Ah Flat Top Pair							\$667.00
Omit Batteries									
400AG24	–	Battery Harnesses Only <i>(Omit Batteries)</i>							NC
Chargers									
400BJ30	–	10A Dual Mode (Compact)							\$108.00
400BJ19	–	8A Dual Mode (Compact)							NC

POWERED SEATING

OPTION	HCPC	DESCRIPTION	RETAIL
--------	------	-------------	--------

Power Seating Options \$**Seat Elevator**

400PI07	E2298	Seat Elevator, Powered, 300 mm / 12"	\$3,717.00
400PI08	E2298	C-Me® Seat Elevator, Powered, 300 mm / 12" <i>(C-Me speed up to 3 mph) (N/A with VR-2)</i>	\$3,717.00

Seat Tilt

400PA48	E1002	Posterior 50° Tilt	\$8,292.00
---------	-------	--------------------	------------

Pre Set Seat Frame Angle (No Power Seating Options, Increases Seat to Floor Height) \$

400FA10	–	0° <i>(Adds 0" to STFH)</i>	NC
400FA3	–	3° <i>(Adds 1" to STFH)</i>	NC

Backrest Frame Type \$**Backrest Type**

400BF28	–	Angle Adjustable	NC
400BF29	E1225	40° Manual Recline	\$502.00

Back Canes

400B177	–	Medium, 17.5"	NC
400B178	–	Tall, 19.5"	NC
400B179	–	Height Adjustable, 20" to 26"	\$120.00

Backrest Frame Option \$

400BF13	–	Flip Down, Quick Release <i>(Not available with manual recline)</i>	\$144.00
---------	---	---	----------

Push Handles \$

400PH28	–	Trailing Push Handles	NC
400PH29	–	Stroller Handle	\$62.00

Towel Bar \$

400QT03	–	Shallow	NC
400QT04	–	Deep <i>(Extends 4" from back canes)</i>	NC

Back Cushion Type \$

400BT95	–	SPOT Back Cushion <i>(Choose Seating in Section A)</i>	NC
400BT135	–	JAY® J3® <i>(Choose Seating in Section B)</i>	NC
400BT133	–	OMIT <i>(For personalized Mounting. No Headrest Mount)</i>	NC

A - SPOT Backrest Dimensions \$**Installed Back Height - (From Pan to Top of Back)**

400JR46	–	12"	NC
400JR47	–	14"	NC
400JR48	–	16"	NC
400JR71	–	18"	NC
400JR73	–	20"	NC

POWERED SEATING

OPTION	HCPC	DESCRIPTION	RETAIL
--------	------	-------------	--------

B - JAY® J3® Back**B - JAY® J3® Back - Contour  P. 17 \$**

400JP01	E2613	J3® PA Back for 12"-16" Wide	\$613.00
400JP11	E2615	J3® PL Back for 14"-16" Wide	\$715.00
400JP13	E2620	J3® PD Back for 14"-16" Wide <i>(18" Shell Height Only)</i>	\$858.00
400JP39	E2613	JAY Zip Back for 10"-14" Wide	\$577.00

B - JAY® J3® Back Shell Options and Height Ranges \$

JAY® J3® shells are mounted with a minimim 4" gap between the bottom of the shell to the seat pan to accommodate the mechanical shear. Back height can be adjusted in the field within the ranges shown.

JAY® J3® Shell Height

400JR81	–	8" Tall Shell <i>(JAY Zip only)</i>	NC
400JR82	–	10" Tall Shell <i>(JAY Zip only)</i>	NC
400JR83	–	12" Tall Shell <i>(J3 Mid Thoracic Short or JAY Zip)</i>	NC
400JR84	–	13.5" Tall Shell <i>(Mid Thoracic Med)</i>	NC
400JR85	–	15" Tall Shell <i>(Mid Thoracic Tall)</i>	NC
400JR14	–	16.5" Tall Shell <i>(Upper Thoracic Short)</i>	NC
400JR15	–	18" Tall Shell <i>(Upper Thoracic Med)</i>	NC

JAY® J3® Installed Back Height (From Pan to Top of Back)

400JR86	–	12"	NC
400JR87	–	14"	NC
400JR88	–	16"	NC
400JR89	–	18"	NC
400JR90	–	20"	NC
400JR19	–	22"	NC

B - JAY® Anterior Thoracic Support  P. 17 \$

Classic-Structure Pull Down Harness (4 point strap, Only available with JAY® backrest)

400K15	E0960	Extra-Small <i>(JZ8300)</i>	\$174.00
400K16	E0960	Small <i>(JZ8301)</i>	\$174.00
400K17	E0960	Medium <i>(JZ8302)</i>	\$174.00

POWERED SEATING

OPTION	HCPC	DESCRIPTION	RETAIL
--------	------	-------------	--------

JAY® Lateral Thoracic Swing-Away Supports (Requires Pad, Upholstery and Mount)

\$

JAY® Lateral Thoracic Support Pads

400JW35	E0956	Lateral Thoracic (L x H) 100 mm x 127 mm / 4" x 5" Pad - Right	\$144.00
400JW38	E0956	Lateral Thoracic (L x H) 100 mm x 127 mm / 4" x 5" Pad - Left	\$144.00
400JW36	E0956	Lateral Thoracic (L x H) 100 mm x 152 mm / 4" x 6" Pad - Right	\$144.00
400JW39	E0956	Lateral Thoracic (L x H) 100 mm x 52 mm / 4" x 6" Pad - Left	\$144.00
400JW37	E0956	Lateral Thoracic (L x H) 152 mm x 100 mm / 6" x 4" Pad - Right	\$144.00
400JW40	E0956	Lateral Thoracic (L x H) 152 mm x 100 mm / 6" x 4" Pad - Left	\$144.00

JAY® Lateral Thoracic Support Pad Upholstery

400NU01	–	Syncra™ Premium Leatherette	NC
400NU02	–	Syncra™ Stretch	NC

JAY® Lateral Thoracic Swing-Away Mount

400JW41	E1028	Lateral Thoracic Swing Away Bracket - Right	\$286.00
400JW42	E1028	Lateral Thoracic Swing Away Bracket - Left	\$286.00

JAY® Syncra™ Fixed Lateral Support Accessory

\$

JAY® Fixed Lateral Support Accessory Hardware *(JAY Fixed Lateral Support is height adjustable.)*

400JW33	E0956	Fixed Lateral Support Accessory (L x H) 90 mm x 140 mm / 3.5" x 8" - Right	\$144.00
400JW34	E0956	Fixed Lateral Support Accessory (L x H) 90 mm x 140 mm / 3.5" x 8" - Left	\$144.00

Headrests (Requires Pad, Upholstery, & Mount) P. 18

\$

Headrest Pad

400HE38	E0955	Whitmyer® Plush Headrest Pad 203 mm / 8"	\$234.00
400HE39	E0955	Whitmyer® Plush Headrest Pad 254 mm / 10"	\$234.00
400HE45	E0955	Whitmyer® Adjust-A-Plush Headrest Pad Small <i>(Narrow) (Adjustable 6" to 14" Wide x 3" Tall)</i>	\$360.00
400HE46	E0955	Whitmyer® Adjust-A-Plush Headrest Pad Medium <i>(Adjustable 7" to 16" Wide x 4" Tall)</i>	\$360.00
400HE48	–	OMIT Headrest Pad	NC

Headrest Mount

400MH33	E1028	Whitmyer® Linx Headrest Mount with Quick Release	\$188.00
400MH34	E1028	Whitmyer® Linx-2 Headrest Mount with Quick Release	\$229.00
400MH35	E1028	Whitmyer® AXYS Headrest Mount with Quick Release	\$121.00
400MH17	–	OMIT Headrest Mount	NC

Seat Pan

\$

400OP08	–	Small <i>(10" - 13" wide and 10" - 16" deep)</i>	NC
400OP09	–	Standard <i>(12" - 16" wide and 12" - 19" deep)</i>	NC

Seat Cushion Type

\$

400ST80	–	JAY® (See Section C)	NC
400ST75	–	Omit	NC

POWERED SEATING

OPTION	HCPC	DESCRIPTION	RETAIL
--------	------	-------------	--------

Seat Size

\$

Seat Pan Width

400R83	–	10"	NC
400R84	–	11"	NC
400R85	–	12"	NC
400R86	–	13"	NC
400R87	–	14"	NC
400R78	–	15"	NC
400R53	–	16"	NC

Seat Pan Depth *(Front of seat pan to back structure)*

400RF75	–	10"	NC
400RF76	–	11"	NC
400RF77	–	12"	NC
400RF78	–	13"	NC
400RF52	–	14"	NC
400RF53	–	15"	NC
400RF51	–	16"	NC
400RF45	–	17"	NC
400RF46	–	18"	NC
400RF47	–	19"	NC

C - JAY® Seat Cushion  P. 17

\$

400CU110	E2607	JAY Zip® <i>(Sizes 10" to 16" Wide)</i>	\$466.00
400CU59	E2607	JAY Ion® <i>(Sizes 14" to 16" Wide)</i>	\$451.00
400CU61	E2607	JAY Union® <i>(Sizes 14" to 16" Wide)</i>	\$510.00
400CU64	E2622	JAY Fusion® <i>(Sizes 14" to 16" Wide)</i>	\$504.00
400CU104	E2622	JAY Fusion® with Cryo® Technology <i>(Sizes 14" to 16" Wide)</i>	\$618.00

POSITIONING SUPPORTS & ACCESSORIES

OPTION	HCPC	DESCRIPTION	RETAIL
--------	------	-------------	--------

Knee and Thigh Swing-Away Support Pads

\$

Lateral Knee Support Pads and Hardware *(must pick pad and mount)*

400XY07	E0953	Lateral Knee Support Pad, Right (3" round)	\$201.00
400XY08	E0953	Lateral Knee Support Pad, Left (3" round)	\$201.00
400XY09	E0953	Lateral Knee Support Pad, Right (4" round)	\$201.00
400XY10	E0953	Lateral Knee Support Pad, Left (4" round)	\$201.00
400XX10	E1028	Lateral Swing-Away Bracket Knee - Right	\$263.00
400XX11	E1028	Lateral Swing-Away Bracket Knee - Left	\$263.00

Lateral Thigh Support Pads and Hardware *(must pick pad and mount)*

400KF22	E0953	Lateral Thigh Support Pad Short, Right (5" H x 5" L)	\$144.00
400KF23	E0953	Lateral Thigh Support Pad Short, Left (5" H x 5" L)	\$144.00
400KF24	E0953	Lateral Thigh Support Pad Long, Right (5" H x 7" L)	\$144.00
400KF25	E0953	Lateral Thigh Support Pad Long, Left (5" H x 7" L)	\$144.00
400KF26	E1028	Lateral Thigh Removable Mount - Right	\$286.00
400KF27	E1028	Lateral Thigh Removable Mount - Left	\$286.00

Armrest Structure

\$

400EG44	–	Standard Cantilever Armrest <i>(Height adjustable 9" to 12")</i>	NC
400EG45	–	Low Cantilever Armrest <i>(Height adjustable 7" to 10") (Available w/12" armpads only)</i>	NC
400EG46	E0973	Dual Post Short, Removeable, Flip-Back <i>(Height adjustable 10" to 15")</i>	\$286.00
400EG47	E0973	Single Post, Removable <i>(N/A with thigh support) (Height adjustable 11" to 15")</i>	\$286.00

Arm Pads P. 17

\$

SEDEO® Armrest Pad *(Available with cantilever armrest)*

400AB43	–	300 mm / 12", Integral Foam, Right	NC
400AE43	–	300 mm / 12", Integral Foam, Left	NC
400AB44	–	400 mm / 16", Integral Foam, Right	NC
400AE44	–	400 mm / 16", Integral Foam, Left	NC

Waterfall Armpad *(Available with Dual Post and Single Post Armrest)*

400AB01	–	10" Waterfall Armpad, Right	NC
400AE01	–	10" Waterfall Armpad, Left	NC
400AB02	–	14" Waterfall Armpad, Right	NC
400AE02	–	14" Waterfall Armpad, Left	NC

Side Guards *(Pair)*

\$

400SG46	E0953	Side Guards Mounted On Seat Rail Bracket <i>(Only with Cantilever Armrests) (N/A with Thigh Supports)</i>	\$258.00
---------	-------	---	----------


POSITIONING SUPPORTS & ACCESSORIES

OPTION	HCPC	DESCRIPTION	RETAIL
Centermount Legrest  P. 17			\$
400H34	–	Fixed Centermount Legrest, Short <i>(Includes Calf Pads) (12.5" to 15.5" Leg Length)</i>	NC
400H35	–	Fixed Centermount Legrest, Long <i>(Includes Calf Pads) (14.5" to 19.5" Leg Length)</i>	NC
400H123	–	Angle Adjustable Centermount Legrest, Small <i>(Includes Calf Pads) (3" to 7" Leg Length)</i>	\$399.00
400H124	–	Angle Adjustable Centermount Legrest, Medium <i>(Includes Calf Pads) (3" to 13" Leg Length)</i>	\$399.00
400H36	E1012	Power Centermount Legrest, 90° to 0°, 7.5" Extension <i>(Power Articulation) (3" to 17.5" Leg Length)</i>	\$3,532.00
Angle Adjustable Centermount Footplates			
400F32	K0040	Dual Angle Adjustable Footplates, Small <i>(5.75" x 6")</i>	\$184.00
400F33	K0040	Dual Angle Adjustable Footplates, Large <i>(5.75" x 10")</i>	\$184.00
Fixed Centermount Footplates			
400F45	–	Single/Dual Footplate	NC
Power Centermount Footplates			
400F127	K0040	Dual, Height, Width and Angle Adjustable, Standard <i>(14"W x 10"D)</i>	\$193.00
400F128	K0040	Dual, Height, Width and Angle Adjustable, Large <i>(16"W x 12"D)</i>	\$193.00
Power Centermount Calf Pads			
400DI34	–	Calf Pads, Pair, Standard Integral Foam	NC
400DI35	E0995	Calf Pads, Pair, Padded <i>(N/A w/std footplate)</i>	\$400.00
Swing-Away Legrest (Pair)			\$
400H196	–	70° Swing-Away <i>(13.5" to 16" Leg Length)</i>	NC
400H197	–	80° Swing-In/Out <i>(Front Mount) (5.5" to 9" Leg Length)</i>	NC
400H198	–	90° Swing-In/Out <i>(Front Mount) (5.5" to 9" Leg Length)</i>	NC
400H51	–	Manual Elevating Legrests, Swing-Away <i>(12.5" to 17" Leg Length)</i>	\$347.00
400HI76	–	Omit Legrests	NC
Swing-Away Legrest Footplates			
400F115	K0040	Small Angle Adjustable Flip-Up Footplates <i>(Requires Leg Strap)</i>	\$193.00
400F116	K0040	Standard Angle Adjustable Flip-Up Footplates <i>(Requires Heel Loop)</i>	\$193.00
Swing-Away Legrest Options			
400DI09	K0038	Leg Strap	\$41.00
400DI10	E0951	Heel Loops	\$57.00
400DI53	–	2" Hanger Extension <i>(7.5" to 11" Leg Length) (Available w/Swing-In/Out)</i>	\$62.00
400DI54	K0037	High Mount Extension <i>(7" to 14" Leg Length) (Available w/Swing-Away)</i>	\$62.00
Pelvic Positioning Belts  P. 17			
400A837	–	Positioning Belt, Auto Style Buckle, 50 mm 1600 mm / 2"	NC
400A839	–	Positioning Belt, Aircraft Buckle, 50 mm x 1300 mm / 2"	NC
400A840	E0978	Positioning Belt, Aircraft Buckle, Padded 50 mm x 1300 mm / 2"	\$86.00
400A845	K0108	Bodypoint – Evoflex Pelvic Stabilizer Belt	\$199.00
400A846	K0108	Bodypoint – Evoflex Pelvic Stabilizer Belt with Extension	\$220.00


POSITIONING SUPPORTS & ACCESSORIES

OPTION	HCPC	DESCRIPTION	RETAIL
Accessories			\$
Ventilator Option			
400VT12	E1029	Vent Tray Fixed (<i>Pulmonetic LTV Models</i>)	\$531.00
O2 Tank Option			
400A718	E2208	O2 Tank Holder Mounted to Backrest (<i>D and E Styles</i>)	\$372.00
Wheelchair Tray Table			
4007A09	E0950	Tray, Swing-Away	\$400.00
Backpack			
400A1	–	Black Utility	\$62.00
Misc. Accessories			
4008A59	–	Transfer Bar (<i>Pair</i>)	\$400.00
4008A52	–	Ram Mount Phone	\$98.00
4008A53	–	Ram Mount Tablet	\$400.00
4008A54	–	Ram Mount Cup Holder	\$98.00
4008A58	–	Rear View Mirror	\$98.00
400A610	–	Walker Holder	\$297.00
400A608	–	Cane/Crutch Holder	\$297.00
4009A10	–	Utility Hooks	\$59.00



JOYSTICK / ELECTRONICS

VR-2 Joystick			\$
400J127	–	VR-2 Joystick	NC
R-net Joystick (<i>Remote</i>)  P. 18			\$
400J121	–	Standard LED Joystick (<i>w/o Screen Display</i>)	NC
400J116	–	Color Joystick (<i>2.3" Color LCD Screen Display, CJSM1</i>)	NC
400J118	–	High Resolution Color Joystick, (CJSM2+BT) <i>3.5" Color LCD Display, Paddle Switches, Programmable Shortcut Keys, ICONs, Stereo Jack, IR and dual (IOS/Android) Bluetooth control</i>	\$1,206.00
400J119		Omit Remote Control (<i>Required with arm mounted specialty controls</i>)	NC
Joystick Mounting			\$
400JM34	–	Fixed on Armrest	NC
400JM35	E1028	Parallel Swing-Away	\$338.00
400JM36	E1028	Link-It Mid Line Mount on Armrest (<i>Swing-Away</i>)	\$972.00
Joystick Mount (Location)			\$
400HM16	–	Right Hand Armrest	NC
400HM17	–	Left Hand Armrest	NC
Display Language Selection R-net			\$
400L1	–	English	NC
400L3	–	French	NC
400L7	–	Spanish	NC

JOYSTICK / ELECTRONICS

OPTION	HCPC	DESCRIPTION	RETAIL
Joystick Handle (Optional) <i>N/A with HD Joystick</i>  P. 18			\$
400JH13	E2323	Ball Handle	\$144.00
400JH15	E2323	T-Handle	\$144.00
400JH24	E2323	Bodypoint – Rubber Dome Joystick Handle	\$187.00
400JH25	E2323	Bodypoint – U-Shaped Joystick Handle (3")	\$187.00
400JH26	E2323	Bodypoint – Grooved Mushroom Joystick Handle	\$187.00
Electronic Programmings  P. 19			\$
400PR10	–	R-net PC Programmer w/ Dongle	\$601.00
R-net Power Modules  P. 19			\$
400ER12	–	Power Module, VR-2 90A, Non-Expandable	NC
400ER13	–	Power Module, R-net, 90A, Expandable (<i>Required for Specialty Controls or 3+ Actuators</i>)	\$1,309.00
400EX11	E2377	Expandable 90A Controller - R-net	\$692.00
400EX12	E2313	Harness for 90A Expandable Controller	\$617.00
Seating Control  P. 19			\$
Powered Seating Control			
400E040	–	Omit Thru-Drive (<i>Requires Switch Control</i>)	NC
400E037	E2310	Thru-drive Control for 1 Actuator	\$2,196.00
400E038	E2311	Thru-drive Control for 2+ Actuators	\$3,975.00
Switch Control (<i>Available with Omit Thru-Drive only</i>) (<i>1 Actuator for Tilt or Elevate only</i>)			
400E033	–	Dual Toggle for 1 Actuator	NC
400E034	–	2.5" Single Button Switch for 1 Actuator (<i>Button switches are not mounted</i>)	NC
400E041	–	Ctrl+5 Switch Box for 2 Actuators or more	NC
Additional Power Seating Control (<i>Available with Thru-Drive only</i>)			
400QG11	–	Ctrl+5 Switch Box with Free Assignable Functions	\$1,430.00
400QG12	–	Ctrl+5 Switch Box with Free Assignable Functions (<i>Multi-power only</i>)	NC
Dual Toggle Mounting Location			
400TN1	–	Toggle Mount, Right	NC
400TN2	–	Toggle Mount, Left	NC
Ctrl+5 Mounting location			
400EY19	–	Right Armrest	NC
400EY20	–	Left Armrest	NC
400EY21	–	Back Cane, Right	\$172.00
400EY24	–	Back Cane, Left	\$172.00
Ctrl+5 Switch Type			
400EY22	–	Push Buttons	NC
400EY23	K0108	Toggle Switches	\$343.00

JOYSTICK / ELECTRONICS

OPTION	HCPC	DESCRIPTION	RETAIL
Attendant Controls  P. 19			\$
4000A05	E2331	Dual Control Module for Attendant	\$1,487.00
4000A06	E2331	R-net Color LCD (CJSM1), Control Attendant Only	\$1,487.00
Attendant Mounting Location			\$
400DN5	–	Right Back Cane	NC
400DN6	–	Left Back Cane	NC
R-net Programming			\$
Assignable Buttons			
<i>Assignable Button feature allows for personalization of joystick buttons and/or Ctrl+5 Switches allowing access to various wheelchair and seating functions. When enabled, chair will be pre-programmed with seating functions assigned to buttons on the joystick. Assignments can be changed via PC Dongle.</i>			
400PM12	–	Include Assignable Buttons	NC
Power Centermount Footplate Extension Option			
400IE03	K0108	Include 7.5" Powered Footplate Extension for Transfer Assist (<i>Electronics programmed to allow footplates to be extended with or without legrest being raised.</i>) Only Available with Powered Articulation	\$1,430.00
R-net Omni2 Options  P. 19 <i>For Expandable Controls, choose all that apply.</i>			\$
4000N14	–	R-net Omni2 Only Input Control Module and 3.5" LCD Display w/ Built-In Infrared and Bluetooth® Choose Mount Below	\$2,031.00
4000N15	–	R-net Omni2 Bundled Input Control Module and 3.5" LCD Display w/ Built-In Infrared and Bluetooth® Bundled Omni2 Available w/ Switch-It Input Devices	NC
Omni2 Mount <i>If used w/ Standard Joystick, it must be mounted opposite side.</i>			\$
400DS14	E1028	Link-It with Parallel Swing-Away Omni2 Mount w/Rear Mounted Interface, Right	\$567.00
400DS15	E1028	Link-It with Parallel Swing-Away Omni2 Mount w/Rear Mounted Interface, Left	\$567.00

SPECIALTY INPUT DEVICES

OPTION	HCPC	DESCRIPTION	RETAIL
--------	------	-------------	--------

Hand Control Packages  *(Requires Standard Joystick Omit / Only one hand control device can be ordered.)* \$
Proportional Input Devices  P. 19

400EU14	E2312	Switch-It MicroGuide	\$3,769.00
400EU15	E2312	Switch-It MicroPilot	\$3,769.00
400EU17	E2328	Switch-It VersaGuide	\$2,076.00
400EU18	E2328	Switch-It VersaGuide EZ	\$2,453.00

Mounting Position (Required)  P. 20

400EM05	–	Link-It to the Fixed Joystick Mount	\$338.00
400EM06	E1028	Link-It to the Parallel Swing-Away Joystick Mount	\$567.00
400EM07	E1028	Link-It to the Midline Swing-Away	\$1,201.00
400EM08	–	Omit Mount	NC

Mounting Platforms (Optional) *Not available w/ Link-It to Backrest*

400MG16	E0950	SunDisk Hand Tray <i>(Only available w/ MicroSeries Joysticks)</i>	\$338.00
400MG15	E0950	Bullet Hand Tray	\$338.00

Mounting Location (Required)

400IM09	–	Right	NC
400IM10	–	Left	NC

Switch Options

–	–	See Switch Selections <i>(Maximum 2)</i>	–
---	---	--	---

Head Control Packages  P. 19 *(Select headrest mount on next page)* \$

Only one head control device can be ordered.

Proportional Input Devices

400EU25	E2328	Switch-It DualPro® Proportional Head Array - Facial Pads	\$6,537.00
400EU26	E2328	Switch-It DualPro® Proportional Head Array - Spot Pads	\$6,537.00
400EU51	E2328	Switch-It Vigo Head Drive	\$5,537.00

Switched Input Devices

400EU28	E2330	Switch-It 3-Switch Head Array - Short Curved Wings	\$5,026.00
400EU30	E2330	Switch-It 3-Switch Head Array - Long Curved Wings	\$5,026.00



Switch Options

–	–	See Switch Selections <i>(Maximum 2)</i>	–
---	---	--	---

Sip 'N Puff \$

400ID73	E2330	Switch-It Sip 'N Puff Combo Head Array with Link-It Hardware <i>(Requires headrest mount)</i>	\$5,713.00
400ID74	K0108	Switch-It OptiStop with Sip 'N Puff	\$2,225.00

SPECIALTY INPUT DEVICES

OPTION	HCPC	DESCRIPTION	RETAIL
Headrest Mounts <i>(Applies to Head/Sip 'N Puff control packages)</i>			\$
400IJ13	E1028	Whitmyer® Linx Headrest Mount with Quick Release	\$188.00
400IJ14	E1028	Whitmyer® Linx-2 Headrest Mount with Quick Release	\$229.00
400IJ15	E1028	Whitmyer® AXYS Headrest Mount with Quick Release	\$121.00
Chin Control Packages			\$
Proportional Input Devices  P. 19			
400EU34	E2312	Switch-It MicroGuide <i>(Switches mounted to the headrest only.)</i>	\$3,769.00
400EU35	E2312	Switch-It MicroPilot <i>(Switches mounted to the headrest only.)</i>	\$3,769.00
400EU36	E2328	Switch-It VersaGuide	\$2,076.00
400EU37	E2328	Switch-It VersaGuide EZ	\$2,453.00
Mounting Position  P. 20			
400EM09	E1028	Link-It To Chin Harness, Small (150mm / 6")	\$1,430.00
400EM10	E1028	Link-It To Chin Harness, Large (220mm / 8")	\$1,430.00
400EM11	E1028	Link-It To Headrest, Swing-Away	\$1,430.00
400EM16	E1028	Omit Mount	NC
Input Device Mounting Location			
400IM13	–	Right	NC
400IM14	–	Left	NC
Switch Options			
–	–	See Switch Selections <i>(Minimum 1 for the Power Chin Boom, Maximum 3)</i>	–
Safety Devices			\$
400SA06	–	Switch-It Remote Stop Switch - XLR Connector	\$1,070.00
Switched Driving Packages			\$
400SW44	E2328	Switch-It™ Cool Cube with DB9 connector for proximity/proportional switch driving. <i>(Pro Spot proportional switches are required if proportional driving is desired.)</i> <i>(For non-proportional driving, single switches can be used.)</i>	\$3,969.00

SPECIALTY INPUT DEVICES

OPTION	HCPC	DESCRIPTION	RETAIL
--------	------	-------------	--------

Switches  P. 20

Single switches can be programmed to activate any function of the wheelchair including: On/Off, Mode, Profile, Speeds, Seating, Memory Positions, Horn, Lights & Indicators, IR functions, Bluetooth mouse clicks, Environmental Controls when plugged into assignable port.

Switches can connect via: Joysticks (Standard, Micro series, Versa series) Omni2, SJX6 Hub, head controls.

Switch ordering instructions:

1. Select switch type and quantity in Section "A" using columns below. (Max 6 switches. See limitations below.)
2. Select switch mounting position from Section "B" using corresponding switch column.
3. Select switch mounting location from Section "C" using corresponding switch column.

Section A – Switch Selections**Switch / Quantity**

Single Function Switches - Mechanical Switches	Switch 1	Switch 2	Switch 3	Switch 4	Switch 5	Switch 6	\$
2.5" Single Switch - Black							\$223.00
2.5" Single Switch - Blue							\$223.00
2.5" Single Switch - Green							\$223.00
2.5" Single Switch - Red							\$223.00
2.5" Single Switch - Yellow							\$223.00
Egg Switch - Black							\$126.00
Egg Switch - Blue							\$126.00
Egg Switch - Green							\$126.00
Egg Switch - Red							\$126.00
Egg Switch - Yellow							\$126.00
MicroLite <i>(Includes color labels)</i>							\$188.00
Mini Button 1 - Blue <i>(Velcro)</i>							\$121.00
Mini Button 1 - Green <i>(Velcro)</i>							\$121.00
Mini Button 1 - Red <i>(Velcro)</i>							\$121.00
1" Single Switch - Black							\$315.00
1" Single Switch - Blue							\$315.00
1" Single Switch - Green							\$315.00
1" Single Switch - Orange							\$315.00
1" Single Switch - Red							\$315.00
1" Single Switch - Yellow							\$315.00
Electronic Switches							
Flex Switch (Headrest mount only)							\$245.00
ProSpot - Proportional Switches							
ProSpot Proportional Switch - Red							\$543.00
ProSpot Proportional Switch - Green							\$543.00
ProSpot Proportional Switch - Blue							\$543.00
ProSpot Proportional Switch - Yellow							\$543.00
ProSpot Proportional Switch - Orange							\$543.00
Section B – Switch Mounting Position							
Link-It to the Backrest <i>(Up to 1 per side)</i>							\$744.00
Link-It to the Headrest - Gooseneck & Rigid <i>(Up to 2 per side)</i>							\$744.00
Link-It to the Fixed Joystick Mount <i>(Up to 2 per side)</i>							\$567.00
Link-It to the Parallel Swing-Away Joystick Mount <i>(Up to 2 per side)</i>							\$567.00
Link-It to the Seat Rail <i>(Up to 2 per side)</i> <i>(Not avail w/knee & thigh supports)</i>							\$451.00
Omit Mount <i>(includes Velcro)</i>							NC
Section C – Switch Mounting Location							
Right side of chair							NC
Left side of chair							NC
Joystick Integrated Switches (Pair)							
400J003 – Proximity Switches on Flex Mount, Pair <i>(Used with VersaGuide/VersaGuide EZ)</i>							\$1,138



ZIPPIE Q300 M Mini		\$
Base Price		
Total of additional equipment		
Packaging and transport		
Total Price		

Date			Signature
------	--	--	-----------

Month Day Year