


ORDER FORM



To see QUICKIE Power Options or Accessories, scan here or visit:
<https://www.sunrisemedical.com/power-wheelchair-options-accessories>



Q500M

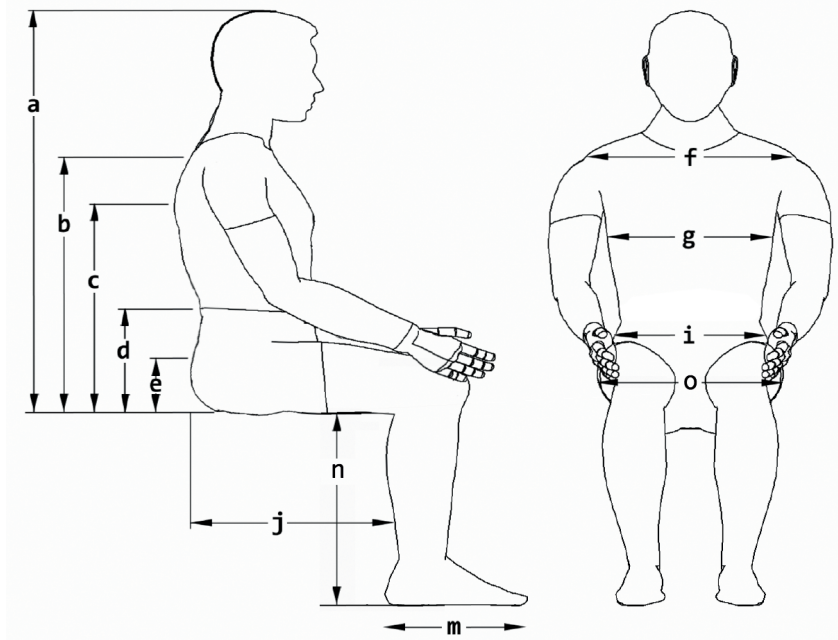
with SEDEO[®] LITE[™]

EIPW30

| Customer | | Ship To | |
|-----------|--|---------|-----|
| Account # | | Name | |
| Date | | Address | |
| PO# | | City | |
| Buyer | | State | Zip |
| Mark For | | Phone | |

Client Measurements

| | |
|----------------------------|----|
| a) Top of head to seat | in |
| b) Top of shoulder to seat | in |
| c) Underarm to seat | in |
| d) Elbow to seat | in |
| e) Top of leg to seat | in |
| f) Shoulder width | in |
| g) Chest width | in |
| i) Hip width | in |
| j) Actual sitting depth | in |
| m) Foot length | in |
| n) Knee to foot | in |
| o) Seat width | in |



Notes



Chair Specifications

| | |
|--|--------------------------------------|
| HCPC | K0848 / K0856 |
| Weights starting at: (with Batteries) | NPC: 266 lbs SPC: 291 lbs |
| Power Seating | 50° of CG Tilt 12" seat elevator |
| Seat Type | SEDEO® LITE™ |
| Seat Size Range | Width 15" to 20" Depth 16" to 22" |
| Seat-to-Floor Height Range | 16.5" to 19" |

Mid-Wheel Drive Base Specifications

| | |
|------------------------|-------------------------------------|
| Drive Wheel Position | Mid-wheel drive |
| User Weight Capacity | 300 lbs. |
| Base Size | Width 24", Length 33" |
| Minimum Turning Radius | 18.5" (excludes footplates) |
| Drive Control | R-net PM 90A / VR-2 90A |
| Driving Range | Up to 13.5 miles |
| Drive Motors | 4-pole 6 mph / 10 kph |
| Drive Wheels | 13" w/flat-free inserts (black) |
| Casters | 7" front / 7" rear (black) |
| Charger | 8A Dual Mode (Compact) |
| Battery Size | Group 34 / Group 22 |
| Color | 8 shroud colors and 7 color accents |
| Ground Clearance | 3" |

| BASE | | | |
|--|-------|---|------------|
| OPTION | HCPC | DESCRIPTION | RETAIL |
| Group 3 Standard Duty Mid Wheel Drive Base <i>End Item Number EIPW30 (LITE™ Seat)</i> | | | \$ |
| 300PC265 | K0848 | Quickie Q500 M NPC No Power Option for SEDEO® LITE™ Seat Included in Base Pricing : Q500 M Base, VR-2 90amp Electronics for No Power Seat Functions, Six-Wheel Suspension, 13" Drive Wheels with Dual Density Inserts, 7" Flat Free Casters, ISO Occupied Tie-Down Brackets and 8amp Charger. Max Speed = 6mph, Weight Capacity = 300lbs., STFH = 16.5". | \$8,374.00 |
| 300PC266 | K0856 | Quickie Q500 M SPC Single Power Option for SEDEO® LITE™ Seat Included in Base Pricing : Q500 M Base, VR-2 90amp Electronics for No Power Seat Functions, Six-Wheel Suspension, 13" Drive Wheels with Dual Density Inserts, 7" Flat Free Casters, ISO Occupied Tie-Down Brackets and 8amp Charger. Max Speed = 6mph, Weight Capacity = 300lbs., STFH = 16.5". | \$8,374.00 |
| User Weight | | | \$ |
| 300WG23 | – | Up to 300 lbs. | NC |
| Motor Package | | | \$ |
| 300PF99 | – | 4-pole 10 kph / 6 mph <i>(Standard for Group 3 K0848, K0856)</i> | NC |
| Drive Wheels  P. 14 | | | \$ |
| 300DW69 | – | Drive Wheel, 13", Dual Density, Knobby, Black | NC |
| 300DW58 | – | Drive Wheel, 14", Dual Density, Knobby, Black | NC |
| Caster Wheels  P. 14 | | | \$ |
| 300CW59 | – | Caster Wheels 7", Solid, Black | NC |
| Shroud Color | | | \$ |
| 300C119 | – | Matte Black | NC |
| 300C165 | – | Candy Apple Red | NC |
| 300C166 | – | Candy Blue | NC |
| 300C167 | – | Candy Purple | NC |
| 300C176 | – | Green Apple | NC |
| 300C178 | – | Pearl Pink | NC |
| 300C182 | – | Silver | NC |
| 300C170 | – | American Flag | \$590.00 |
| Color Accents | | | \$ |
| <i>Note: Accent colors and shroud colors may not match.</i> | | | |
| 300EZ20 | – | Apple Green | NC |
| 300EZ22 | – | Black | NC |
| 300EZ21 | – | Blue | NC |
| 300EZ23 | – | Orange | NC |
| 300EZ24 | – | Red | NC |
| 300EZ25 | – | Silver | NC |
| 300EZ19 | – | White | NC |

| BASE | | | |
|---|-------|---|------------|
| OPTION | HCPC | DESCRIPTION | RETAIL |
| ISO Transit Tie Downs | | | \$ |
| 300T050 | – | ISO Transit Package | NC |
| LED Lights  P. 14 | | | \$ |
| 300LI04 | – | LED Lights and Indicators | \$1,373.00 |
| 300LI08 | – | LED Fender Lights <i>(Single switch activation)</i> | \$555.00 |
| 300LI02 | – | Omit LED Lights | NC |
| Seat Heights | | | \$ |
| Seat Height <i>Measured from front of seat pan to floor with 0° frame angle.</i> | | | |
| 300HT103 | – | 16.5" | NC |
| 300HT55 | – | 17" | NC |
| 300HT104 | – | 17.5" | NC |
| 300HT56 | – | 18" | NC |
| 300HT105 | – | 18.5" | NC |
| 300HT57 | – | 19" <i>(Only available with Tilt or Seat Elevator.)</i> | NC |
| Batteries and Chargers  P. 14 | | | \$ |
| Group 34 Battery Options | | | |
| 300AG27 | E2359 | GP34 Flat Top Pair w/Straps MK Gel | \$1,075.00 |
| 300AG29 | E2359 | GP34 Flat Top Pair w/Straps AGM | \$812.00 |
| Group 22 Battery | | | |
| 300AG31 | E2361 | GP22 Flat Top Pair w/Straps | \$601.00 |
| Omit Batteries | | | |
| 300AG24 | – | Battery Harnesses Only <i>(Omit Batteries)</i> | NC |
| Chargers | | | |
| 300BJ30 | – | 10A Dual Mode (Compact) | \$108.00 |
| 300BJ19 | – | 8A Dual Mode (Compact) | NC |

POWERED SEATING

| OPTION | HCPC | DESCRIPTION | RETAIL |
|--------|------|-------------|--------|
|--------|------|-------------|--------|

Power Seating Options  P. 14 \$
Seat Elevator

| | | | |
|---------|-------|---|------------|
| 300PI07 | E2298 | Seat Elevator, Powered, 300 mm / 12" | \$3,717.00 |
| 300PI08 | E2298 | C-Me® Seat Elevator, Powered, 300 mm / 12" (C-Me speed up to 3 mph) (N/A with VR-2) | \$3,717.00 |

Seat Tilt

| | | | |
|---------|-------|--------------------|------------|
| 300PA48 | E1002 | Posterior 50° Tilt | \$8,292.00 |
|---------|-------|--------------------|------------|

Pre Set Seat Frame Angle (No Power Seating Options, Increases Seat to Floor Height) \$

| | | | |
|---------|---|----------------------|----|
| 300FA10 | – | 0° (Adds 0" to STFH) | NC |
| 300FA3 | – | 3° (Adds 1" to STFH) | NC |

SEDEO® LITE™ Backrest Frame (Angle Adjustable 86° - 106°) \$
Back Frame Width

| | | | |
|---------|---|---|----|
| 300BF21 | – | Width Adjustable, 385 - 485 mm / 15 - 19" | NC |
| 300BF22 | – | Width Adjustable, 460 - 510 mm / 18 - 20" | NC |

Back Cane Height

| | | | |
|---------|---|--|----|
| 300B263 | – | Standard, 18" - 20" | NC |
| 300B264 | – | Tall, 21"-23" | NC |
| 300PH30 | – | Height Adjustable, Short w/Trailing Push Handles (Push Handle Height 20" to 22", N/A w/Sling Back) | NC |
| 300PH31 | – | Height Adjustable, Tall w/Trailing Push Handles (Push Handle Height 23" to 26", N/A w/Sling Back) | NC |

Backrest Frame Option \$

| | | | |
|---------|---|--------------------------|----------|
| 300BF23 | – | Flip Down, Quick Release | \$144.00 |
| 300BF24 | – | Removeable | NC |


Back Cushion Type \$

| | | | |
|----------|---|--|----|
| 300BT148 | – | SEDEO® LITE™ Sling Back with Tension Adjustable Straps (Choose Seating in Section A) | NC |
| 300BT135 | – | JAY® J3® (Choose Seating in Section B) | NC |
| 300BT133 | – | OMIT (For personalized Mounting) | NC |

A - SEDEO® LITE™ Sling Back Dimensions \$
Installed Back Height - (From Pan to Top of Back)

| | | | |
|---------|---|-----|----|
| 300JR71 | – | 18" | NC |
| 300JR72 | – | 19" | NC |
| 300JR73 | – | 20" | NC |
| 300JR74 | – | 21" | NC |
| 300JR75 | – | 22" | NC |
| 300JR76 | – | 23" | NC |

POWERED SEATING

| OPTION | HCPC | DESCRIPTION | RETAIL |
|--|-------|--|----------|
| B - JAY® J3® Back | | | |
| B - JAY® J3® Back - Contour  P. 14 | | | \$ |
| 300JP01 | E2613 | J3® PA Back for 16"-20" Wide | \$613.00 |
| 300JP11 | E2615 | J3® PL Back for 16"-20" Wide | \$715.00 |
| 300JP13 | E2620 | J3® PD Back for 16"-20" Wide (18" and 21" Shell Height Only) | \$858.00 |
| B - JAY® J3® Back Mounting Hardware | | | |
| 300JP20 | – | TH | NC |
| B - JAY® J3® Back Width | | | |
| 300JQ02 | – | 16" | NC |
| 300JQ03 | – | 18" | NC |
| 300JQ04 | – | 20" | NC |
| B - JAY® J3® Back Shell Options and Height Ranges | | | |
| JAY® J3® Shell Height | | | |
| 300JR14 | – | 16.5" tall shell (Upper Thoracic Short) | NC |
| 300JR15 | – | 18" tall shell (Upper Thoracic Med) | NC |
| 300JR16 | – | 19.5" tall shell (Upper Thoracic Tall) | NC |
| 300JR17 | – | 21" tall shell (Shoulder Height) | NC |
| 300JR27 | – | 22.5" tall shell (Shoulder Height) | NC |
| 300JR28 | – | 24" tall shell (Shoulder Height) | NC |
| JAY® J3® Installed Back Height (From Pan to Top of Back) | | | |
| 300JR29 | – | 21" | NC |
| 300JR19 | – | 22" | NC |
| 300JR20 | – | 23" | NC |
| 300JR21 | – | 24" | NC |
| 300JR22 | – | 25" | NC |
| 300JR23 | – | 26" | NC |
| 300JR24 | – | 27" | NC |
| 300JR25 | – | 28" | NC |
| 300JR30 | – | 29" | NC |
| 300JR31 | – | 30" | NC |

POWERED SEATING

| OPTION | HCPC | DESCRIPTION | RETAIL |
|--------|------|-------------|--------|
|--------|------|-------------|--------|

B - JAY® Anterior Thoracic Support  P. 14 \$*Classic-Structure Pull Down Harness (4 point strap, Only available with JAY® backrest)*

| | | | |
|--------|-------|------------------|----------|
| 300K10 | E0960 | Medium (ATS8302) | \$174.00 |
| 300K11 | E0960 | Large (ATS8303) | \$174.00 |

B - JAY® Lateral Thoracic Swing-Away Supports (Requires Pad, Upholstery and Mount) \$**Lateral Thoracic Support Pads**

| | | | |
|---------|-------|--|----------|
| 300JW35 | E0956 | Lateral Thoracic (LxH) 100 mm x 127 mm / 4" x 5" Pad - Right | \$144.00 |
| 300JW38 | E0956 | Lateral Thoracic (LxH) 100 mm x 127 mm / 4" x 5" Pad - Left | \$144.00 |
| 300JW36 | E0956 | Lateral Thoracic (LxH) 100 mm x 152 mm / 4"x 6" Pad - Right | \$144.00 |
| 300JW39 | E0956 | Lateral Thoracic (LxH) 100 mm x 152 mm / 4"x 6" Pad - Left | \$144.00 |
| 300JW37 | E0956 | Lateral Thoracic (LxH) 152 mm x 100 mm / 6" x 4" Pad - Right | \$144.00 |
| 300JW40 | E0956 | Lateral Thoracic (LxH) 152 mm x 100 mm / 6" x 4" Pad - Left | \$144.00 |

JAY® Lateral Thoracic Support Pad Upholstery

| | | | |
|---------|---|-----------------------------|----|
| 300NU01 | – | Syncra™ Premium Leatherette | NC |
| 300NU02 | – | Syncra™ Stretch | NC |

JAY® Lateral Thoracic Swing-Away Mount

| | | | |
|---------|-------|---|----------|
| 300JW41 | E1028 | Lateral Thoracic Swing-Away Bracket - Right | \$286.00 |
| 300JW42 | E1028 | Lateral Thoracic Swing-Away Bracket - Left | \$286.00 |

Headrests (Requires Pad, Upholstery, & Mount)  P. 16 \$**Headrest Pad**

| | | | |
|---------|-------|--|----------|
| 300HE36 | E0955 | SEDEO® Pad Small with Cover (LxH) 240 x 150 mm / 10" x 6" <i>Can only be used with Multi Position Headrest Mount with quick-release and SEDEO® upholstery</i> | \$184.00 |
| 300HE38 | E0955 | Whitmyer® Plush Headrest Pad 203 mm / 8" | \$234.00 |
| 300HE39 | E0955 | Whitmyer® Plush Headrest Pad 254 mm / 10" | \$234.00 |
| 300HE44 | E0955 | Whitmyer® Plush Headrest Pad 356 mm / 14" | \$245.00 |
| 300HE46 | E0955 | Whitmyer® Adjust-A-Plush Headrest Pad Medium (<i>Adjustable 7" to 16" Wide x 4" Tall</i>) | \$360.00 |
| 300HE48 | – | OMIT Headrest Pad | NC |

Headrest Pad Upholstery

| | | | |
|---------|---|-------------------|----|
| 300NU10 | – | SEDEO® Upholstery | NC |
| 300NU11 | – | Whitmyer® Lycra | NC |

Headrest Mount

| | | | |
|---------|-------|---|----------|
| 300MH32 | E1028 | SEDEO® Multi-Position Headrest Mount with Quick Release (<i>Only available with SEDEO® Pad</i>) | \$229.00 |
| 300MH33 | E1028 | Whitmyer® Linx Headrest Mount with Quick Release | \$188.00 |
| 300MH34 | E1028 | Whitmyer® Linx-2 Headrest Mount with Quick Release | \$229.00 |
| 300MH35 | E1028 | Whitmyer® AXYS Headrest Mount with Quick Release | \$121.00 |
| 300MH17 | – | OMIT Headrest Mount | NC |

POWERED SEATING

| OPTION | HCPC | DESCRIPTION | RETAIL |
|--------|------|-------------|--------|
|--------|------|-------------|--------|

Seat Cushion Type \$

| | | | |
|---------|---|----------------------|----|
| 300ST80 | – | JAY® (See Section C) | NC |
| 300ST75 | – | Omit | NC |

Seat Size \$**Seat Pan Width**

| | | | |
|--------|---|-----|----|
| 300R78 | – | 15" | NC |
| 300R53 | – | 16" | NC |
| 300R54 | – | 17" | NC |
| 300R55 | – | 18" | NC |
| 300R56 | – | 19" | NC |
| 300R57 | – | 20" | NC |

Seat Pan Depth (Front of seat pan to front of back cushion – effective depth)

| | | | |
|---------|---|-----|----|
| 300RF51 | – | 16" | NC |
| 300RF45 | – | 17" | NC |
| 300RF46 | – | 18" | NC |
| 300RF47 | – | 19" | NC |
| 300RF48 | – | 20" | NC |
| 300RF49 | – | 21" | NC |
| 300RF50 | – | 22" | NC |

C - JAY® Seat Cushion  P. 15 \$

| | | | |
|----------|-------|--|----------|
| 300CU59 | E2607 | JAY® Ion® (Sizes 16" to 20" Wide) | \$451.00 |
| 300CU61 | E2607 | JAY® Union® (Sizes 16" to 20" Wide) | \$510.00 |
| 300CU64 | E2622 | JAY® Fusion® (Sizes 16" to 20" Wide) | \$504.00 |
| 300CU104 | E2622 | JAY® Fusion® with Cryo™ Technology (Sizes 16" to 20" Wide) | \$618.00 |

POSITIONING SUPPORTS & ACCESSORIES

| OPTION | HCPC | DESCRIPTION | RETAIL |
|--------|------|-------------|--------|
|--------|------|-------------|--------|

Knee and Thigh Swing-Away Support Pads

\$

Lateral Knee Support Pads and Hardware *(must pick pad and mount)*

| | | | |
|---------|-------|--|----------|
| 300XY05 | E0953 | Lateral Knee Support Pad, Right (4" round) | \$201.00 |
| 300XY06 | E0953 | Lateral Knee Support Pad, Left (4" round) | \$201.00 |
| 300XX08 | E1028 | Lateral Swing-Away Bracket Knee - Right | \$263.00 |
| 300XX09 | E1028 | Lateral Swing-Away Bracket Knee - Left | \$263.00 |

Lateral Thigh Support Pads and Hardware *(must pick pad and mount)*

| | | | |
|---------|-------|---|----------|
| 300KF22 | E0953 | Lateral Thigh Support Pad Short - Right (5" H x 5" L) | \$144.00 |
| 300KF23 | E0953 | Lateral Thigh Support Pad Short - Left (5" H x 5" L) | \$144.00 |
| 300KF24 | E0953 | Lateral Thigh Support Pad Long - Right (5" H x 7" L) | \$144.00 |
| 300KF25 | E0953 | Lateral Thigh Support Pad, Long - Left (5" H x 7" L) | \$144.00 |
| 300KF26 | E1028 | Lateral Thigh Removable Mount - Right | \$286.00 |
| 300KF27 | E1028 | Lateral Thigh Removable Mount - Left | \$286.00 |

Armrest Structure P. 15

\$

| | | | |
|---------|---|---|----------|
| 300EG41 | – | Reclining, Flip Back Short (Height Adjustable 8" to 13") | NC |
| 300EG36 | – | Reclining, Flip Back with 2-point post locking arm. (Height Adjustable 11" to 13" x 0.625") | \$286.00 |
| 300EG34 | – | Single Post, SEDEO LITE, Removable (N/A with thigh support) (Height Adjustable 10" to 15") | NC |

Arm Pads P. 15

\$

SEDEO® Armrest Pad

| | | | |
|---------|---|------------------------------------|---------|
| 300AB62 | – | 300 mm / 12", Integral Foam, Right | \$57.00 |
| 300AE62 | – | 300 mm / 12", Integral Foam, Left | \$57.00 |
| 300AB63 | – | 400 mm / 16", Integral Foam, Right | \$57.00 |
| 300AE63 | – | 400 mm / 16", Integral Foam, Left | \$57.00 |
| 300AB61 | – | SEDEO LITE Pad, Right | NC |
| 300AE61 | – | SEDEO LITE Pad, Left | NC |

Comfort Arm Pad (Foam)

| | | | |
|---------|---|---------------|---------|
| 300AB46 | – | 2" Wide Right | \$86.00 |
| 300AE46 | – | 2" Wide Left | \$86.00 |

Comfort Arm Pad (Gel)

| | | | |
|---------|---|---------------|----------|
| 300AB48 | – | 2" Wide Right | \$172.00 |
| 300AE48 | – | 2" Wide Left | \$172.00 |

Ottobock® Arm Troughs

| | | | |
|---------|---|--|----------|
| 300AE06 | – | Ottobock Arm Trough, Med (12") Left | \$133.00 |
| 300AB06 | – | Ottobock Arm Trough, Med (12") Right | \$133.00 |
| 300AE07 | – | Ottobock Arm Trough, Large (14") Left | \$133.00 |
| 300AB07 | – | Ottobock Arm Trough, Large (14") Right | \$133.00 |
| 300OL01 | – | Ottobock Hand Pad, Med (7") Left | \$58.00 |
| 300OR01 | – | Ottobock Hand Pad, Med (7") Right | \$58.00 |
| 300OL02 | – | Ottobock Hand Pad, Large (9") Left | \$58.00 |
| 300OR02 | – | Ottobock Hand Pad, Large (9") Right | \$58.00 |
| 300AE78 | – | Ottobock One Piece Arm Trough (18"), Left | \$186.00 |
| 300AB78 | – | Ottobock One Piece Arm Trough (18"), Right | \$186.00 |

POSITIONING SUPPORTS & ACCESSORIES

| OPTION | HCPC | DESCRIPTION | RETAIL |
|--|-------|--|------------|
| Fixed Centermount Legrest | | | \$ |
| 300H183 | – | SEDEO® Seating Fixed Centermount Legrest (3" to 17.5" Leg Length) | \$286.00 |
| 300H184 | – | Fixed Centermount Legrest, Short (Includes Calf Pads and Single Footplate) (11.5" to 14.5" Leg Length) | NC |
| 300H185 | – | Fixed Centermount Legrest, Long (Includes Calf Pads and Single Footplate) (13.5" to 18.5" Leg Length) | NC |
| 300H136 | – | Angle Adjustable Centermount (Includes Calf Pads and Single Footplate) (11.5" to 18.5" Leg Length) | \$515.00 |
| Power Centermount Legrest  P. 15 | | | \$ |
| 300H175 | E1012 | Power Centermount Legrest, 90° - 0° Angle, 7.5" Extension (Mechanical Articulation) (5" to 17.5" Leg Length) | \$2,653.00 |
| 300H109 | E1012 | Power Centermount Legrest, 90° - 0° Angle, 7.5" Extension (Powered Articulation) (3" to 17.5" Leg Length) | \$3,717.00 |
| Centermount Legrest Accessories | | | \$ |
| Footplates | | | |
| 300F127 | K0040 | Dual, Height, Width and Angle Adjustable, Standard (14"W x 10"D) | \$193.00 |
| 300F128 | K0040 | Dual, Height, Width and Angle Adjustable, Large (16"W x 12"D) | \$193.00 |
| Calf Pad Options | | | |
| 300DI34 | – | Calf Pads, Pair, Standard Integral Foam | NC |
| 300DI35 | – | Calf Pads, Pair, Padded (N/A w/ Std footplate) | \$400.00 |
| SEDEO® PRO™ Swing-Away Legrest (Pair) (Footplates, calf supports & options must be selected separately.) | | | \$ |
| 300H177 | – | Legrests, Swing-Away, 70°, SEDEO® PRO™ (14" to 21" Leg Length) | NC |
| 300H178 | E0990 | Legrests, Manual Elevating, Swing-Away, SEDEO® PRO™ (Includes Padded Calf Pads) (14.5" to 21.5" Leg Length) | \$400.00 |
| 300H179 | E1010 | Legrests, Power Elevating, Swing-Away, SEDEO® PRO™ (Includes Padded Calf Pads) (15.5" to 22.5" Leg Length) | \$2,459.00 |
| 300DI76 | – | Omit Legrests | NC |
| Swing-Away Legrest Footplates | | | |
| 300F369 | K0040 | Angle Adjustable Flip-Up Footplates | \$193.00 |
| Swing-Away Legrest Calf Supports | | | |
| 300DI42 | – | Calf Support, Depth Adjustable, Padded (6.5" to 8" Wide, depending on chair width, x 9.5" Tall) | \$451.00 |
| Swing-Away Legrest Options | | | |
| 300DI44 | E0951 | Heel Loops | \$57.00 |
| 300KG4 | – | Knee Pads, Integral Foam (2.5" Wide x 4.5" Tall) | \$229.00 |
| SEDEO® Lower Extremity Swing-Away Support | | | |
| 300VD01 | E1020 | Lower Extremity Support, Padded, Swing-Away, SEDEO®, Right | \$451.00 |
| 300VD02 | E1020 | Lower Extremity Support, Padded, Swing-Away, SEDEO®, Left | \$451.00 |

POSITIONING SUPPORTS & ACCESSORIES

| OPTION | HCPC | DESCRIPTION | RETAIL |
|---|-------|--|----------|
| Pelvic Positioning Belts  P. 15 | | | |
| 300A837 | – | Positioning Belt, Auto Style Buckle, 50 mm 1600 mm / 2" | NC |
| 300A839 | – | Positioning Belt, Aircraft Buckle, 50 mm x 1300 mm / 2" | NC |
| 300A840 | E0978 | Positioning Belt, Aircraft Buckle, Padded 50 mm x 1300 mm / 2" | \$86.00 |
| 300A845 | K0108 | Bodypoint – Evoflex Pelvic Stabilizer Belt | \$199.00 |
| 300A846 | K0108 | Bodypoint – Evoflex Pelvic Stabilizer Belt with Extension | \$220.00 |

Accessories

\$

Ventilator Option

| | | | |
|---------|-------|--|----------|
| 300VT12 | E1029 | Vent Tray Fixed (<i>Pulmonetic LTV Models</i>) | \$531.00 |
|---------|-------|--|----------|

O2 Tank Option

| | | | |
|---------|-------|--|----------|
| 300A718 | E2208 | O2 Tank Holder Mounted to Backrest (<i>D and E Styles</i>) | \$372.00 |
|---------|-------|--|----------|

Wheelchair Tray Table

| | | | |
|---------|-------|------------------|----------|
| 3007A09 | E0950 | Tray, Swing-Away | \$400.00 |
|---------|-------|------------------|----------|

Backpack

| | | | |
|-------|---|---------------|---------|
| 300A1 | – | Black Utility | \$62.00 |
|-------|---|---------------|---------|

Misc. Accessories

| | | | |
|---------|---|------------------------------|----------|
| 3008A59 | – | Transfer Bar (<i>Pair</i>) | \$400.00 |
| 3008A52 | – | Ram Mount Phone | \$98.00 |
| 3008A53 | – | Ram Mount Tablet | \$400.00 |
| 3008A54 | – | Ram Mount Cup Holder | \$98.00 |
| 3008A58 | – | Rear View Mirror | \$98.00 |
| 300A611 | – | Crutch Holder | \$144.00 |
| 3008A73 | – | Armrest Bag | \$98.00 |
| 3009A10 | – | Utility Hooks | \$59.00 |

Medial Thigh Support

| | | | |
|---------|-------|----------------------------|----------|
| 3008A80 | E0957 | Medial Thigh Support | \$193.00 |
| 3008A81 | E1028 | Pommel Swing-Away Hardware | \$286.00 |

JOYSTICK / ELECTRONICS

| VR-2 Joystick | | | | \$ |
|--|-------|---|--|------------|
| 300J127 | – | VR-2 Joystick | | NC |
| R-net Joystick (Remote)  P. 16 | | | | \$ |
| 300J121 | – | Standard LED Joystick (w/o Screen Display) | | NC |
| 300J116 | – | Color Joystick (2.3" Color LCD Screen Display, CJSM1) | | NC |
| 300J118 | – | High Resolution Color Joystick, (CJSM2+BT) 3.5" Color LCD Display, Paddle Switches, Programmable Shortcut Keys, ICONs, Stereo Jack, IR and dual (IOS/Android) Bluetooth control | | \$1,206.00 |
| 300J119 | – | Omit Remote Control (Required with arm mounted specialty controls) | | NC |
| Joystick Mounting | | | | \$ |
| 300JM34 | – | Fixed on Armrest | | NC |
| 300JM35 | E1028 | Parallel Swing-Away (Flip-Back - Swing In/Out, Single Post - Swing Out) | | \$338.00 |
| 300JM36 | E1028 | Link-It Mid Line Mount on Armrest (Swing-Away) | | \$972.00 |
| Joystick Mount (Location) | | | | \$ |
| 300HM16 | – | Right Hand Armrest | | NC |
| 300HM17 | – | Left Hand Armrest | | NC |
| Display Language Selection R-net | | | | \$ |
| 300L1 | – | English | | NC |
| 300L3 | – | French | | NC |
| 300L7 | – | Spanish | | NC |
| Joystick Handle (Optional)  P. 16 | | | | \$ |
| 300JH13 | E2323 | Ball Handle | | \$144.00 |
| 300JH15 | E2323 | T-Handle | | \$144.00 |
| 300JH24 | E2323 | Bodypoint – Rubber Dome Joystick Handle | | \$187.00 |
| 300JH25 | E2323 | Bodypoint – U-Shaped Joystick Handle (4 in) | | \$187.00 |
| 300JH26 | E2323 | Bodypoint – Grooved Mushroom Joystick Handle | | \$187.00 |
| Electronic Programmers  P. 17 | | | | \$ |
| 300PR10 | – | R-net PC Programmer w/ Dongle | | \$601.00 |
| R-net Power Modules  P. 17 | | | | \$ |
| 300ER12 | – | Power Module, VR-2 90A, Non-Expandable | | NC |
| 300ER22 | – | Power Module, R-net, 90A, Non-Expandable (Only available with single power) | | NC |
| 300ER13 | – | Power Module, R-net, 90A, Expandable (Required for Specialty Controls or 2+ Actuators) | | \$1,309.00 |
| 300EX11 | E2377 | Expandable 90A Controller - R-net | | \$692.00 |
| 300EX12 | E2313 | Harness for 90A Expandable Controller | | \$617.00 |

JOYSTICK / ELECTRONICS

| OPTION | HCPC | DESCRIPTION | RETAIL |
|--------|------|-------------|--------|
|--------|------|-------------|--------|

Seating Control  P. 17

\$

Thru-Drive Control

| | | | |
|---------|-------|--|------------|
| 300E040 | – | Omit Thru-Drive <i>(Requires Switch Control)</i> | NC |
| 300E037 | E2310 | Thru-drive Control for 1 Actuator | \$2,196.00 |
| 300E038 | E2311 | Thru-drive Control for 2+ Actuators | \$3,975.00 |

Switch Control *(Available with Omit Thru-Drive only) (1 actuator for Tilt or Elevate only)*

| | | | |
|---------|---|---|----|
| 300E033 | – | Dual Toggle for 1 Actuator | NC |
| 300E034 | – | 2.5" Single Button Switch for 1 Actuator <i>(Button switches are not mounted)</i> | NC |
| 300E041 | – | Ctrl+5 Switch Box for 2 Actuators or more | NC |

Additional Power Seating Control *(Available with Thru-Drive only)*

| | | | |
|---------|---|--|------------|
| 300QG11 | – | Ctrl+5 Switch Box with Free Assignable Functions | \$1,430.00 |
|---------|---|--|------------|

Dual Toggle Mounting Location

| | | | |
|--------|---|---------------------|----|
| 300TN1 | – | Toggle Mount, Right | NC |
| 300TN2 | – | Toggle Mount, Left | NC |

Ctrl+5 Mounting location

| | | | |
|---------|---|------------------|----------|
| 300EY19 | – | Right Armrest | NC |
| 300EY20 | – | Left Armrest | NC |
| 300EY21 | – | Back Cane, Right | \$172.00 |
| 300EY24 | – | Back Cane, Left | \$172.00 |

Ctrl+5 Switch Type

| | | | |
|---------|-------|-----------------|----------|
| 300EY22 | – | Push Buttons | NC |
| 300EY23 | K0108 | Toggle Switches | \$343.00 |

Attendant Controls  P. 17

\$

| | | | |
|---------|-------|--|------------|
| 3000A05 | E2331 | Dual Control Module for Attendant | \$1,487.00 |
| 3000A06 | E2331 | R-net Color LCD (CJSM1) Control Attendant Only | \$1,487.00 |

Attendant Mounting Location

\$

| | | | |
|--------|---|-----------------|----|
| 300DN5 | – | Right Back Cane | NC |
| 300DN6 | – | Left Back Cane | NC |

R-net Programming

\$

Assignable Buttons *Assignable Button feature allows for personalization of joystick buttons and/or Ctrl+5 Switches allowing access to various wheelchair and seating functions. When enabled, chair will be pre-programmed with seating functions assigned to buttons on the joystick. Assignments can be changed via PC Dongle.*

| | | | |
|---------|---|----------------------------|----|
| 300PM12 | – | Include Assignable Buttons | NC |
|---------|---|----------------------------|----|

Power Centermount Footplate Extension Option

| | | | |
|---------|-------|--|------------|
| 300IE03 | K0108 | Include 7.5" Powered Footplate Extension for Transfer Assist <i>(Electronics programmed to allow footplates to be extended with or without legrest being raised.) Only Available with Powered Articulation</i> | \$1,430.00 |
|---------|-------|--|------------|



Q500 M with SEDEO® LITE™ \$

| | |
|-------------------------------|--|
| Base Price | |
| Total of additional equipment | |
| Packaging and transport | |
| Total Price | |

| | |
|------|-----------|
| Date | Signature |
|------|-----------|

Month Day Year

