



# Quickie Pulse™ 6 BC, CC Group 3

K0848, K0849, K0011  
EIPW22, February 2019

Account: _____	Ship To: _____
Date: _____	Name: _____
PO#: _____	Address: _____
Buyer: _____	City, State, Zip: _____
Marked For: _____	Phone: _____

The HCPCS CODES provided are based on code verification through PDAC or our interpretation of the code definitions.  
The use of HCPCS CODES does not ensure coverage or payment. For coverage information, verify with the appropriate payer's coverage policy.

✓	Option #	HCPCS	Definition	Price	✓	Option #	HCPCS	Definition	Price
---	----------	-------	------------	-------	---	----------	-------	------------	-------

## 1. \* QUICKIE Pulse™ 6 GROUP 3 CATEGORY (Select One)

### QUICKIE Pulse™ 6 BC (Group 3 K0848, K0011)

<input type="checkbox"/>	Quickie Pulse™ 6 BC w/ASAP II Seat (Fig 1.1)	\$5,765.00
195PC74	K0848 / K0011 Base Package	\$5,765.00

### QUICKIE Pulse™ 6 BC (Group 3 K0848, K0011)

<input type="checkbox"/>	Quickie Pulse™ 6 BC w/Capt Back/Sld Seat Pan (Fig 1.2)	\$5,965.00
195PC77	K0848 / K0011 Base Package	\$5,765.00
195EG25	E0973 Flip Back ht adj removable armrest BC	\$200.00

### QUICKIE Pulse™ 6 CC (Group 3 K0849, K0011)

<input type="checkbox"/>	Quickie Pulse™ 6 CC w/Capt Seat and Cushion (Fig 1.3)	\$5,965.00
195PC75	K0849 / K0011 Base Package	\$5,765.00
195EG24	E0973 Flip Back ht adj removable armrest CC	\$200.00

BC Seating Specifications				
<b>HCPC Code</b>	K0848 / K0011			
<b>Typical Chair Weight</b>	<b>W/battery</b>	235lbs	<b>W/O Battery</b>	157lbs
<b>Transit</b>	ISO occupied approved / WC19 with Capt Seat			
<b>Seat Type</b>	ASAP II / Optional Capt Back w/ seat pan.			
<b>Seat size range</b>	<b>Width</b>	12"-22"	<b>Depth</b>	12"-22"
<b>STFH range</b>	<b>ASAP II</b>	16.2" - 20.2"	<b>Capt</b>	16.2" - 19.4"
<b>Power Seating</b>	9" Seat elevator			

CC Seating Specifications				
<b>HCPC Code</b>	K0849 / K0011			
<b>Typical Chair Weight</b>	<b>W/battery</b>	250lbs	<b>W/O Battery</b>	172lbs
<b>Transit</b>	WC19 with optional Lap Belt.			
<b>Seat Type</b>	Captain Seat w/ removable seat cushion			
<b>Seat size range</b>	<b>Width</b>	16" - 20"	<b>Depth</b>	15" - 22"
<b>STFH range</b>	16.2" - 19.4"			
<b>Power Seating</b>	9" Seat elevator			



Fig 1.1 Pulse™ 6 BC



Fig 1.2 Pulse™ 6 BC  
Capt Back and Solid Seat Pan



Fig 1.3 Pulse™ 6 CC

## QUICKIE Pulse™ 6 Base Specifications

<b>Drive Wheel Position</b>	Midwheel Drive			<b>Drive Wheels</b>	13" Drive Wheels w/ flat free insert (Black)	
<b>User weight Cap</b>	300 lb			<b>Tires/Casters</b>	7" Front / 6" rear (Black)	
<b>Base size</b>	<b>Width</b>	24"	<b>Length</b>	34"	<b>Turn Radius</b>	18"
<b>Drive Control</b>	VR-2 90A (non-expand)		R-net EL90 (Expandable)			
<b>Driving Range</b>	Up to 13.5 miles					
<b>Drive Motors</b>	4-pole 6 mph					
<b>Charger</b>	8A Dual Mode Charger (Compact) CTE					
<b>Battery Size</b>	Group 22					
<b>Shroud Colors</b>	12 standard colors, 3 upgrade prints.					
<b>Ground Clearance</b>	3"					

\* Required Selection for all models

\*\* Required Selection with ASAP II seating

\*\*\* Required Selection with Captains Seating

## 2. BASE CHAIR OPTIONS

* Shroud Color				
<input type="checkbox"/>	195EZ01	-	Candy Apple Red	N/C
<input type="checkbox"/>	195EZ02	-	High Gloss Black	N/C
<input type="checkbox"/>	195EZ03	-	Candy Blue	N/C
<input type="checkbox"/>	195EZ04	-	Silver	N/C
<input type="checkbox"/>	195EZ05	-	Copper	N/C
<input type="checkbox"/>	195EZ08	-	Green Apple	N/C
<input type="checkbox"/>	195EZ09	-	Yellow	N/C
<input type="checkbox"/>	195EZ10	-	Pearl Pink	N/C
<input type="checkbox"/>	195EZ11	-	Candy Purple	N/C
<input type="checkbox"/>	195EZ12	-	Matte Black	N/C
<input type="checkbox"/>	195EZ13	-	Midnight Blue	N/C
<input type="checkbox"/>	195EZ15	-	Pearl White	N/C
<input type="checkbox"/>	195EZ06	-	Digital Camo.	\$515.00
<input type="checkbox"/>	195EZ07	-	Woodland Camo.	\$515.00
<input type="checkbox"/>	195EZ14	-	Carbon Fiber Print	\$515.00
<input type="checkbox"/>	195EZ17	-	Pink Camo	\$515.00
<input type="checkbox"/>	195EZ18	-	Grunge Skulls	\$515.00
<input type="checkbox"/>	195EZ16	-	American Flag	\$515.00

Drive wheel/tire package				
<input type="checkbox"/>	195DW60	-	Cast Wheel Solid Dual Density Inserts <b>Black</b> Knobby Tires and <b>Black</b> Casters	Std

* User weight				
<input type="checkbox"/>	195WG06	-	< 150lb.	N/C
<input type="checkbox"/>	195WG13	-	151-200lb	N/C
<input type="checkbox"/>	195WG14	-	201-250lb	N/C
<input type="checkbox"/>	195WG03	-	251-300lb	N/C

Ventilator Options				
Not available w/ Transit, Power Legs or Capt seat.				
<input type="checkbox"/>	195VT4	E1029	Fixed Vent Tray (Pulmonetic LTV Models)	\$465.00

* Motor Package				
<input type="checkbox"/>	195PF88	-	300lbs 6mph 4-Pole	Std

* Transit Option				
<input type="checkbox"/>	195TO40	-	Omit Transit	NC
<input type="checkbox"/>	195TO25	-	ISO Transit Package for use with ASAP II seating.	\$310.00
<input type="checkbox"/>	195WN01	-	WC19 Transit Package for use with Captain Seating. (Optional Transit Belt Below)	\$325.00

WC19 Transit Lap Belt				
<input type="checkbox"/>	195WN02		WC19 Transit Lap Belt	\$210.00

Pre-Set Seat Frame Angle				
<input type="checkbox"/>	195FA10	-	0°	N/C
<input type="checkbox"/>	195FA3	-	3° NA with +3" or +4" STFH or lift	N/C
<input type="checkbox"/>	195FA4	-	6° NA with +3" or +4" STFH or Lift	N/C

Seat Height				
(Measured in the front) - Obtain Quote to verify est. STFH				
<input type="checkbox"/>	195HT44		Position "0"	NC
<input type="checkbox"/>	195HT45		+1" Seat to Floor Height	NC
<input type="checkbox"/>	195HT46		+2" Seat to Floor Height	NC
<input type="checkbox"/>	195HT47		+3" Seat to Floor Height	NC
<input type="checkbox"/>	195HT48		+4" Seat to Floor Height	NC

STFH Matrix					
Seating Type and Power Option Combinations	Seat-to-Floor Height at 0 Pre-tilt				
	Low	+1"	+2"	+3"	+4"
ASAP II No power seating.	16"	17"	18"	19"	20"
ASAP II Lift only.	18.4"	19.4"			
Captain Seat (From Pan)	16"	17"	18"		
Captain Seat with Lift. (From Pan)	18.2"	19.2"			
Adding seat angle will increase STFH by 1" for each incremental change.					

## 3. BATTERIES and CHARGERS

Batteries				
<input type="checkbox"/>	195AG21	E2361	GP22 Flat Top Batteries Pair w/strap	\$525.00
<input type="checkbox"/>	195AG05	-	Omit batteries (Includes harness)	N/C

Battery Charger				
<input type="checkbox"/>	195BJ19	-	8A Dual Mode Charger (Compact) CTE	N/C

\* Required Selection for all models

\*\* Required Selection with ASAP II seating

\*\*\* Required Selection with Captains Seating

## 4. ELECTRONICS

### Drive Control Options

#### Non-Expandable Controllers

<input type="checkbox"/>	195ER01	Non-expandable VR2-90 controller (NA with High Speed Motor package)	N/C
--------------------------	---------	---	-----

#### Expandable Controllers

<input type="checkbox"/>	195ER02	R-Net Expandable Drive Control Upgrade (90A)	\$980.00
<input type="checkbox"/>	195EX01	E2377 Expandable Controller - R-net	\$540.00
<input type="checkbox"/>	195EX02	E2313 Harnessing for Expandable Controller	\$440.00

### VR2 Joystick (non-expandable)

<input type="checkbox"/>	195J94	-	Non Expandable VR2 Joystick	N/C
--------------------------	--------	---	-----------------------------	-----

### R-net Joystick

<input type="checkbox"/>	195J70	-	Std LED Joystick for R-net Ctrl's	N/C
<input type="checkbox"/>	195J108	-	CJSM1: Joystick Standard: w/Stereo Jacks & Color Display	N/C
<input type="checkbox"/>	195J114	-	CJSM2: Joystick Advanced: 3.5" Color Display, Paddle Switches, Shortcut Keys, IR, BT, and Stereo Jack.	\$1,055.00
<input type="checkbox"/>	195J95	-	Omit JS. For use with Omni2	N/C

### Joystick Mount (Fixed, Swing Away, Retractable, Mid)

<input type="checkbox"/>	195JM10	-	Fixed Mount	N/C
<input type="checkbox"/>	195JM11	E1028	Swing Away Mount	\$245.00
<input type="checkbox"/>	195JM15	E1028	Retractable Joystick mount w/45° stops	\$585.00
<input type="checkbox"/>	195JM14	E1028	Mid Line Mount	\$245.00

### Joystick Mount (Location)

*Height Adjustable.*

<input type="checkbox"/>	195HM1	-	Right Side Mount	N/C
<input type="checkbox"/>	195HM2	-	Left Side Mount	N/C

### Joystick Handle (Optional)

<input type="checkbox"/>	195JH1	E2323	Ball Handle	\$80.00
<input type="checkbox"/>	195JH2	E2323	Foam Ball Handle	\$80.00
<input type="checkbox"/>	195JH4	E2323	T-Handle	\$80.00
<input type="checkbox"/>	195JH6	E2323	Goalpost	\$80.00

### Attendant Control

<input type="checkbox"/>	1950A01	E2331	Attendant Control for VR-2	\$1,025.00
<input type="checkbox"/>	1950A02	E2331	Attendant Control for R-net	\$1,025.00

### Attendant Mounting location

<input type="checkbox"/>	195DN1		Mounting location: Right Back Cane	N/C
<input type="checkbox"/>	195DN2		Mounting Location: Left Back Cane	N/C

### R-net Omni2 and Output Options

*(For expandable controls, choose all that apply)*

<input type="checkbox"/>	195ON16	-	R-net Omni2 Input Control Module and 3.5" LCD display with built in Infrared, Bluetooth and armrest mount. Choose mount below. (required for Specialty Input Devices.)	\$1,055.00
<input type="checkbox"/>	195ON2	E2351	R-net Output Module (ECM)	\$1,025.00

### Omni2 Mount

*(If used with Joystick must be mounted opposite side)*

<input type="checkbox"/>	195DS17	E1028	Swing Away Left Side Omni2 Mount w/ Rear Mounted Interface	\$245.00
<input type="checkbox"/>	195DS16	E1028	Swing Away Right Side Omni2 Mount w/ Rear Mounted Interface	\$245.00

### Switch inputs for R-Net Joysticks or Omni2

*Drive or Mode / Profile Control*

<input type="checkbox"/>	195SW22		Stereo to 2 Mono Splitter	\$65.00
<input type="checkbox"/>	195SW1		Buddy Button Switch	\$80.00
<input type="checkbox"/>	195SW4		Micro Light Switch	\$80.00
<input type="checkbox"/>	195SW24		Egg Switch-Black	\$100.00
<input type="checkbox"/>	195SW21		Dual toggle switch and bracket	\$375.00
<input type="checkbox"/>	195SW35		Switch-It Mini 1 button on Mono plug	\$200.00
<input type="checkbox"/>	195SW36		Switch-It Mini 2 button on 2 Mono plugs	\$200.00
<input type="checkbox"/>	195SW37		Switch-It Mini 2 button on 1 Stereo plug	\$200.00
<input type="checkbox"/>	195SW38		Switch-It Mini 4 button on DB9 connector	\$200.00

### Single Switch Mount Bracket

<input type="checkbox"/>	195EM01		Single Switch Mount Bracket	\$200.00
--------------------------	---------	--	-----------------------------	----------

### Electronic Programmers

<input type="checkbox"/>	195PR2		VR-2 Hand Held Programmer	\$260.00
<input type="checkbox"/>	195PR5		R-net PC Programmer with Dongle	\$415.00

**5. Specialty Driver Control Options**

*Requires expandable R-net controls and Omni2 unless otherwise noted. Not available with Upholstered backs.*

**5a. Proportional Control Packages**

<b>Head Control Proportional Packages</b>			
□ Switch-It Dual Pro Proportional Head Control with Whitmyer and Facial Pads (Adult)			<b>\$5,535.00</b>
195ID72	E2328	Switch-It Dual Pro Head Control w/facial pad (Adult)	\$5,195.00
195J09	E1028	S/A Boom Mount with Egg Switch Control	\$340.00
□ Switch-It Dual Pro Proportional Head Control with Spot Pads Package			<b>\$5,535.00</b>
195D70	E2328	Switch-It Dual Pro Head Control w/Spot pads	\$5,195.00
195J09	E1028	S/A Boom Mount with Egg Switch Control	\$340.00

<b>Hand Control Proportional Joystick Packages</b>			
□ Switch-It Versa-Guide Compact Joystick Midline with Gatlin Package			<b>\$1,895.00</b>
195ID71	E2373	Switch-It Versa-Guide Compact Proportional Joystick	\$1,650.00
195J07	E1028	S/A Gatlin Mount	\$245.00
□ Switch-It Versa-Guide Compact Joystick Midline and prox flex switches with Gatlin Package			<b>\$2,420.00</b>
195ID71	E2373	Switch-It Versa-Guide Compact Proportional Joystick	\$1,650.00
195IM08	K0108	Dual Flex Proximity Switches (requires no force)	\$525.00
195J07	E1028	S/A Gatlin Mount	\$245.00
□ Switch-It Micro-Pilot Joystick with SpaceDisc Package			<b>\$3,610.00</b>
195ID62	E2312	Micro-Pilot Proportional Joystick	\$2,995.00
195J08	K0108	S/A SpaceDisc mount	\$615.00
□ Switch-It Micro-Guide Joystick with SpaceDisc Package			<b>\$3,610.00</b>
195ID63	E2312	Micro-Guide Proportional Joystick	\$2,995.00
195J08	K0108	S/A SpaceDisc mount	\$615.00

<b>Chin Control Proportional Joystick Packages</b>			
□ Switch-It Versa-Guide Chin Control Compact Joystick and Egg Switch Package			<b>\$2,235.00</b>
195ID71	E2373	Switch-It Versa-Guide Compact Proportional Joystick	\$1,650.00
195IM07	E1028	S/A Mount off backrest	\$245.00
195J04	E1028	S/A Boom Mount with egg switch	\$340.00
□ Switch-It Versa-Guide Chin Control Compact Joystick and Proximity Flex Switches Package			<b>\$2,420.00</b>
195ID71	E2373	Switch-It Versa-Guide Compact Proportional Joystick	\$1,650.00
195IM08	K0108	Dual Flex Proximity Switches (requires no force)	\$525.00
195IM07	E1028	S/A Mount off backrest	\$245.00
□ Switch-It Versa-Guide Bib Chin Control Compact Joystick with Proximity Flex switches Package Std 6"			<b>\$2,790.00</b>
195ID71	E2373	Switch-It Versa-Guide Compact Proportional Joystick	\$1,650.00
195IM08	K0108	Dual Flex Proximity Switches (requires no force)	\$525.00
195IM05	K0108	Bib mount Small	\$615.00
□ Switch-It Versa-Guide Bib Chin Control Compact Joystick with Proximity Flex Switches Package Large 8"			<b>\$2,790.00</b>
195ID71	E2373	Switch-It Versa-Guide Compact Proportional Joystick	\$1,650.00
195IM08	K0108	Dual Flex Proximity Switches (requires no force)	\$525.00
195IM06	K0108	Bib mount Large	\$615.00
□ Switch-It Versa-Guide Bib Chin Control Compact Joystick with Egg Switch Package Std 6"			<b>\$2,605.00</b>
195ID71	E2373	Switch-It Versa-Guide Compact Proportional Joystick	\$1,650.00
195IM05	K0108	Bib mount Small	\$615.00
195J04	E1028	SA Boom Mount with egg switch	\$340.00
□ Switch-It Versa-Guide Bib Chin Control Compact Joystick with Egg Switch Package Large 8"			<b>\$2,605.00</b>
195ID71	E2373	Switch-It Versa-Guide Compact Proportional Joystick	\$1,650.00
195IM06	K0108	Bib mount Large	\$615.00
195J04	E1028	S/A Boom Mount with egg switch	\$340.00
□ Switch-It Micro-Pilot Bib Chin Control with Egg Switch Package Std 6"			<b>\$3,950.00</b>
195ID62	E2312	Micro-Pilot Proportional Joystick	\$2,995.00
195IM05	K0108	Bib mount Small	\$615.00
195J04	E1028	S/A Boom Mount with egg switch	\$340.00
□ Switch-It Micro-Pilot Bib Chin Control with Egg Switch Package Large 8"			<b>\$3,950.00</b>
195ID62	E2312	Micro-Pilot Proportional Joystick	\$2,995.00
195IM06	K0108	Bib mount Large	\$615.00
195J04	E1028	S/A Boom Mount with egg switch	\$340.00
□ Switch-It Micro-Guide Bib Chin Control with Egg Switch Package Std 6"			<b>\$3,950.00</b>
195ID63	E2312	Micro-Guide Proportional Joystick	\$2,995.00
195IM05	K0108	Bib mount Small	\$615.00
195J04	E1028	S/A Boom Mount with egg switch	\$340.00
□ Switch-It Micro-Guide Bib Chin Control with Egg Switch Package Large 8"			<b>\$3,950.00</b>
195ID63	E2312	Micro-Guide Proportional Joystick	\$2,995.00
195IM06	K0108	Bib mount Large	\$615.00
195J04	E1028	S/A Boom Mount with egg switch	\$340.00

**5. Specialty Driver Control Options (cont.)**

**5b. Switch Control**

*Requires Headrest and/or Headrest Mount*

**3 Switch Proximity Head Arrays** *Choose headrest mount below*

<input type="checkbox"/> <b>Switch-It Head Array Package 3 Switch Curved (Long)</b> <b>\$4,535.00</b>			
195II13	E2330	Switch-It Proximity Head Array Long	\$4,195.00
195IJ09	E1028	S/A Boom Mount with Egg Switch Control	\$340.00
<input type="checkbox"/> <b>Switch-It Head Array Package 3 switch curved (Stubby)</b> <b>\$4,535.00</b>			
195II14	E2330	Switch-It Proximity Head Array Stubby	\$4,195.00
195IJ09	E1028	S/A Boom Mount with Egg Switch Control	\$340.00

**Sip N Puff Package** *Choose headrest and HR mount below*

<input type="checkbox"/> <b>Quickie Sip n' Puff System</b> <b>\$2,180.00</b>			
195ID34	E2325	Sip N' Puff Kit	\$1,465.00
195IH1	E2326	Sip n' Puff Tubing and SA Hardware	\$375.00
195IJ10	E1028	S/A Boom Mount with egg switch	\$340.00

**Headrest Mount for Specialty Controls**

<input type="checkbox"/>	195MH12	E1028	Axys Mount & Bracket for Specialty Controls	\$230.00
<input type="checkbox"/>	195MH13	E1028	Cobra Mount & Bracket for Specialty Controls	\$290.00
<input type="checkbox"/>	195MH14	E1028	Linx Mount & Bracket for Specialty Controls	\$230.00

**Headrest Pad for Specialty controls**

<input type="checkbox"/>	195HE79	E0955	Plush Pad 8" for Specialty controls	\$230.00
<input type="checkbox"/>	195HE80	E0955	Plush Pad 10" for Specialty controls	\$230.00
<input type="checkbox"/>	195HE81	E0955	Plush Pad 14" for Specialty controls	\$230.00

**5 Switch Proximity Head Array (No Egg Switch Needed)** *Choose "Headrest Mount for Special Controls"*

<input type="checkbox"/>	195II04	E2330	Switch-It Head Array 5 switch flat	\$4,295.00
--------------------------	---------	-------	------------------------------------	------------

**Multiple Switches.**

<input type="checkbox"/>	195SW31		Switch-It 3 Naked proximity switches on DB9 connector. (requires Omni2)	\$2,675.00
<input type="checkbox"/>	195SW32		Switch-It 4 Naked proximity switches on DB9 connector. (requires Omni2)	\$3,290.00
<input type="checkbox"/>	195SW33		Switch-It 5 Naked proximity switches on DB9 connector. (requires Omni2)	\$3,705.00
<input type="checkbox"/>	195SW23		4-way toggle switch button DB9 Connector. Includes bracket	\$550.00

**Extra Swing Away Head Boom Egg Switch and Mount**

	195IJ05	E1028	Extra SA Boom Mount with egg switch #1	\$340.00
	195IJ06	E1029	Extra SA Boom Mount with egg switch #2	\$340.00

**Single Switches**

<input type="checkbox"/>	195IB01		Ribbon Switch	\$100.00
<input type="checkbox"/>	195IB02		Buddy Button Switch	\$80.00
<input type="checkbox"/>	195IB03		Disc Switch	\$165.00
<input type="checkbox"/>	195IB04		Wobble Switch	\$515.00
<input type="checkbox"/>	195IB05		Micro Light Switch	\$80.00
<input type="checkbox"/>	195IB06		Egg Switch-Black	\$100.00
<input type="checkbox"/>	195IB07		Switch-It Mini 1 button on Mono plug	\$200.00

\* Required Selection for all models

\*\* Required Selection with ASAP II seating

\*\*\* Required Selection with Captains Seating

## 6. \* SEAT TYPE

<input type="checkbox"/>	195ST56	-	<b>** Quickie A.S.A.P II</b> (Adjustable Seating and Positioning) Choose Seat Frame Size Platform.	N/C
<b>** ASAP II Frame size</b> (each frame is width and depth adjustable within given range.)				
<input type="checkbox"/>	195FU17	-	Adjustable 12x12 to 16X19 ( A )	N/C
<input type="checkbox"/>	195FU18	-	Adjustable 16x12 to 20x20 ( B )	N/C
<input type="checkbox"/>	195FU19	-	Adjustable 18x16 to 22x22 ( C )	N/C

OR

<input type="checkbox"/>	195ST58	-	<b>*** Captain Seat w/Semi-Recline Back</b> - Standard with integrated seat pan, (K0849 cushion available in section 7.) Choose Seat depth / width in section 6. ( D,E,F )	N/C
--------------------------	---------	---	--	-----

## 7. \* SEAT SIZE

### Seat Size Matrix. *Seat type is chosen in section 5.*

A = ASAP II Seat Frame Adjustable from 12x12 to 16X19  
 B = ASAP II Seat Frame Adjustable from 16X12 to 20X20  
 C = ASAP II Seat Frame Adjustable from 18X16 to 22X22

D = Captain Seat, Adjustable 16x15 to 16x18.  
 E = Captain Seat, Adjustable 18x16 to 18x20.  
 F = Captain Seat, Adjustable 20x18 to 20x22

		ASAPII Seat Width									
		12"	13"	14"	15"	16"	17"	18"	19"	20"	22"
Seat Depth	12"	A	A	A	A	A,B	B	B	B	B	
	13"	A	A	A	A	A,B	B	B	B	B	
	14"	A	A	A	A	A,B	B	B	B	B	
	15"	A	A	A	A	A,B	B	B	B	B	
	16"	A	A	A	A	A,B	B	B,C	B,C	B,C	C
	17"	A	A	A	A	A,B	B	B,C	B,C	B,C	C
	18"	A	A	A	A	A,B	B	B,C	B,C	B,C	C
	19"	A	A	A	A	A,B	B	B,C	B,C	B,C	C
	20"					B	B	B,C	B,C	B,C	C
	21"							C	C	C	C
22"							C	C	C	C	

		Capt Seat Width		
		16"	18"	20"
Seat Depth	15"	D		
	16"	D	E	
	17"	D	E	
	18"	D	E	F
	19"		E	F
	20"		E	F
	21"			F
	22"			F

Capt seat depth is adjustable,  
 Capt seat width is fixed.

#### \* Seat Width

<input type="checkbox"/>	195R21	12"	Seat width	N/C
<input type="checkbox"/>	195R22	13"	Seat width	N/C
<input type="checkbox"/>	195R23	14"	Seat width	N/C
<input type="checkbox"/>	195R24	15"	Seat width	N/C
<input type="checkbox"/>	195R5	16"	Seat width	N/C
<input type="checkbox"/>	195R6	17"	Seat width	N/C
<input type="checkbox"/>	195R7	18"	Seat width	N/C
<input type="checkbox"/>	195R8	19"	Seat width	N/C
<input type="checkbox"/>	195R9	20"	Seat width	N/C
<input type="checkbox"/>	195R25	22"	Seat width	N/C

#### \* Seat Depth

<input type="checkbox"/>	195RF20	12"	Seat depth	N/C
<input type="checkbox"/>	195RF21	13"	Seat depth	N/C
<input type="checkbox"/>	195RF22	14"	Seat depth	N/C
<input type="checkbox"/>	195RF23	15"	Seat depth	N/C
<input type="checkbox"/>	195RF5	16"	Seat depth	N/C
<input type="checkbox"/>	195RF6	17"	Seat depth	N/C
<input type="checkbox"/>	195RF7	18"	Seat depth	N/C
<input type="checkbox"/>	195RF8	19"	Seat depth	N/C
<input type="checkbox"/>	195RF24	20"	Seat depth	N/C
<input type="checkbox"/>	195RF25	21"	Seat depth	N/C
<input type="checkbox"/>	195RF26	22"	Seat depth	N/C

## 8. SEAT CUSHIONS

#### JAY Cushion Bundling

<input type="checkbox"/>	195JC14	-	JAY Cushion On Chair Order Choose Cushion in section 17c.	NC
<input type="checkbox"/>	195CU34		Capt seat Cushion. (Avail on CC only)	NC

\* Required Selection for all models

\*\* Required Selection with ASAP II seating

\*\*\* Required Selection with Captains Seating

## 9. \*POWERED SEATING

Powered Seat Elevator- 9" Travel			
<input type="checkbox"/>	195PA8	E2300	Power Seat Elevate (adds 3" to STFH) \$2,500.00

### Power Seating Control

Powered Seating Switch Control Method			
<i>(For use with power seating actuators. Switch activation is stand-alone and does not require expandable or thru-drive electronics.)</i>			

Single Actuator Switch Control (Lift)			
<input type="checkbox"/>	195EO10	-	Switch Control 1 actuator with <u>Dual Toggle</u> N/C
<input type="checkbox"/>	195EO11	-	Switch Control 1 actuator with <u>Buddy Button</u> N/C
<input type="checkbox"/>	195EO19	-	Switch Control 1 actuator with Switch-It Mini 1 button N/C
<input type="checkbox"/>	195EO20	-	Switch Control 1 actuator with Switch-It Mini 2 button N/C

2-3 Actuator Switch Control (Legs only)			
<input type="checkbox"/>	195EO21	-	Switch Control 2-3 actuator with <u>Dual Toggle</u> \$500.00
<input type="checkbox"/>	195EO12	-	Switch Control 2-3 actuator with <u>4-way toggle</u> \$750.00
<input type="checkbox"/>	195EO23	-	Switch Control 2-3 actuator with Switch-It Mini 2 button \$500.00
<input type="checkbox"/>	195EO22	-	Switch Control 2-3 actuator with Switch-It Mini 4 button \$500.00

Switch Mount			
<i>(for use with switch control powered seating)</i>			
<input type="checkbox"/>	195EY01	-	Switch Mount Right N/C
<input type="checkbox"/>	195EY02	-	Switch Mount Left N/C

Powered Seating Thru-drive Control Method.			
Thru-Drive 1 Actuator			
<input type="checkbox"/>	195EO28	E2310	Thru Drive 1 Actuator (For operating Lift thru Joystick.) Includes Ctrl+5 when ordered with R-net. \$1,920.00
Thru-Drive 2+ Actuator (Requires R-net)			
<input type="checkbox"/>	195EO29	E2311	Thru Drive 2+ Actuators: (For operating power legs) Includes Ctrl+5 \$3,410.00

Powered Seating Thru-drive Control Options			
Assignable Buttons (Requires R-net)			

"Assignable Button" feature allows for customization of joystick buttons and/or Ctrl+5 Switches allowing access to various wheelchair and seating functions. When enabled, chair will be pre-programmed with seating functions assigned to buttons on the joystick. Assignments can be changed via PC Dongle.

<input type="checkbox"/>	195PM01	-	Enable Assignable buttons N/C
--------------------------	---------	---	-------------------------------

Ctrl+5 Switchbox Options (Requires R-net)			
---	--	--	--



Ctrl+5 allows direct control to 5 power seating functions (10 total switches). Switches can also be used with assignable buttons for greater flexibility. Box includes 3-Amp USB port for charging portable devices

<input type="checkbox"/>	195QG01	-	Ctrl+5 Switchbox mounted behind joystick N/C
<input type="checkbox"/>	195QG02	-	Ctrl+5 Switchbox mounted opposite joystick N/C
<input type="checkbox"/>	195QG03	-	Ctrl+5 Switchbox mounted on back cane N/C
<input type="checkbox"/>	195QG05	-	Omit Ctrl+5 -\$500.00

Ctrl+5 Switch Type			
<input type="checkbox"/>	195EY03	-	Push buttons N/C
<input type="checkbox"/>	195EY04	-	Toggle switches \$250.00

## 10. \*\* BACKREST AND BACK OPTIONS FOR ASAP II SEAT

*Not available with Captain Seat*

** Backrest Frame Type			
<input type="checkbox"/>	195BT8	-	Angle Adjustable N/C
<input type="checkbox"/>	195BT98	E1225	Manual Recline 40° (not width adjust.) \$440.00

Manual Recline Adjustment Method Option			
<i>Back Height 23". Fits all seat types. NA with Cantilever Arms</i>			
<input type="checkbox"/>	195MN01		Tool N/C
<input type="checkbox"/>	195MN02		Knob (NA with dual post arms.) N/C

** Angle Adjustable Backrest Options			
<i>(NA with Manual recline)</i>			
<input type="checkbox"/>	195OD8		Non-Folding Backrest N/C
<input type="checkbox"/>	195OD9		Folding Backrest \$115.00

** Back Cane Angle			
<input type="checkbox"/>	195BP40		Straight Back Post N/C
<input type="checkbox"/>	195BP41		8° Bend Back Post (Avail. only w/ Uph or J3 Back) NA with Manual recline \$105.00

** Cane Adjustable height			
<i>(Upholstery Height Measured pan to top of upholstery.)</i>			
<input type="checkbox"/>	195B1		Fixed Low (15.5") N/C
<input type="checkbox"/>	195B5		Fixed Med (17.5") N/C
<input type="checkbox"/>	195B9		Fixed Tall (19.5") N/C
<input type="checkbox"/>	195B243		Adjustable Low 14" - 18" \$105.00
<input type="checkbox"/>	195B244		Adjustable High 20" - 26" \$105.00

** Towel Bar Depth			
<input type="checkbox"/>	195QT03		Shallow (NA with Upholstery backs.) N/C
<input type="checkbox"/>	195QT04		Deep (Ext. 4" from back canes for deep backs) N/C

** Back Type (Upholstery or Solid)			
<input type="checkbox"/>	195BU1	-	Upholstery (Not avail Adj cane) N/C
<input type="checkbox"/>	195BU70	E2611	Tension adj Upholstery Ballistic Nylon. w/1" width adjustment. \$325.00
<input type="checkbox"/>	195BU71	E2611	Tension adj Upholstery 3DX Vented. w/1" width adjustment. \$340.00
<input type="checkbox"/>	195BU76	-	S.P.O.T. Curved N/C
<input type="checkbox"/>	195BU77	E2613	JAY SPO Posterior \$490.00
<input type="checkbox"/>	195BU14	-	Omit Upholstery -\$15.00

JAY J3 Option (select Omit above)			
<input type="checkbox"/>	195JB08	-	JAY J3 On Chair Order Choose back, headrest, laterals in section 17a,b,c NC

Back Height - Required for SPOT Curved and SPO Backs.			
<i>(Limited combinations of widths) Measured from pan to top of solid back.</i>			
<input type="checkbox"/>	195B132	-	14" N/C
<input type="checkbox"/>	195B36	-	16" N/C
<input type="checkbox"/>	195B38	-	18" N/C
<input type="checkbox"/>	195B40	-	20" N/C
<input type="checkbox"/>	195B42	-	22" N/C
<input type="checkbox"/>	195B44	-	24" N/C
<input type="checkbox"/>	195B140	-	26" N/C

\* Required Selection for all models

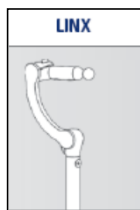
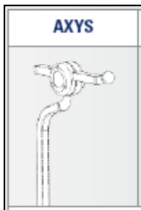
\*\* Required Selection with ASAP II seating

\*\*\* Required Selection with Captains Seating

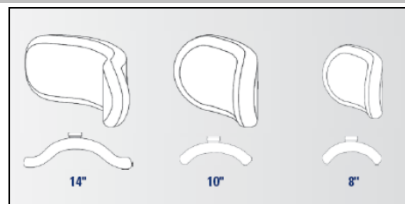
## 11. HEADREST OPTIONS

Choose One Each.

Whitmyer Headrest Mount			
<input type="checkbox"/>	195MH10	E1028	Axys Mount & Bracket \$230.00
<input type="checkbox"/>	195MH11	E1028	Cobra Mount and Bracket \$290.00
<input type="checkbox"/>	195MH1	E1028	Linx Mount and Bracket \$230.00



Whitmyer Headrest Pad			
<input type="checkbox"/>	195HE65	E0955	Plush Head Support Pad 8" \$230.00
<input type="checkbox"/>	195HE66	E0955	Plush Head Support Pad 10" \$230.00
<input type="checkbox"/>	195HE78	E0955	Plush Head Support Pad 14" \$230.00
<input type="checkbox"/>	195HE82	E0955	Adjusta Plush Head Support Pad Narrow \$230.00
<input type="checkbox"/>	195HE83	E0955	Adjusta Plush Head Support Pad std \$230.00



## 12. POSTURAL SUPPORTS

LATERAL THORACIC SUPPORT (Swing Away)			
<i>Available on all Solid Backs.</i>			
<input type="checkbox"/>	<b>LAT 4X4 S/A MOUNTS W/ 1" OFFSET - PR</b>		<b>\$805.00</b>
	195ZV14	E0956	LATERAL 4X4 W/ 1" OFFSET - PAIR \$260.00
	195ZS07	E1028	LATERAL SWING AWAY MOUNT - PAIR \$545.00
<input type="checkbox"/>	<b>LAT 4X5 S/A MOUNTS W/ 1" OFFSET - PR</b>		<b>\$805.00</b>
	195ZV15	E0956	LATERAL 4X5 W/ 1" OFFSET - PAIR \$260.00
	195ZS07	E1028	LATERAL SWING AWAY MOUNT - PAIR \$545.00
<input type="checkbox"/>	<b>LAT 4X6 S/A MOUNTS W/ 1" OFFSET - PR</b>		<b>\$805.00</b>
	195ZV16	E0956	LATERAL 4X6 W/ 1" OFFSET - PAIR \$260.00
	195ZS07	E1028	LATERAL SWING AWAY MOUNT - PAIR \$545.00
<input type="checkbox"/>	<b>LAT 6X4 S/A MOUNTS W/ 1" OFFSET - PR</b>		<b>\$805.00</b>
	195ZV17	E0956	LATERAL 6X4 W/ 1" OFFSET - PAIR \$260.00
	195ZS07	E1028	LATERAL SWING AWAY MOUNT - PAIR \$545.00
<input type="checkbox"/>	<b>LAT 6X5 S/A MOUNTS W/ 1" OFFSET - PR</b>		<b>\$805.00</b>
	195ZV18	E0956	LATERAL 6X5 W/ 1" OFFSET - PAIR \$260.00
	195ZS07	E1028	LATERAL SWING AWAY MOUNT - PAIR \$545.00
<input type="checkbox"/>	<b>LAT 6X6 S/A MOUNTS W/ 1" OFFSET - PR</b>		<b>\$805.00</b>
	195ZV19	E0956	LATERAL 6X6 W/ 1" OFFSET - PAIR \$260.00
	195ZS07	E1028	LATERAL SWING AWAY MOUNT - PAIR \$545.00

CHEST STRAP			
<input type="checkbox"/>	195ZR03	E0960	Padded Chest Strap \$230.00

Swing Away Knee Adductor Supports			
<i>Available only with Fixed and Power Center Mount Legrests.</i>			
<i>Not available with Dual Post Arm Rests or 2-point Locking Cantilever Arms</i>			
<b>Knee Adductor Supports - LEFT (choose Pad and Arm)</b>			<b>\$405.00</b>
<b>Pad Size</b>			
<input type="checkbox"/>	195KB5	E0956	Knee Adductor Pad SM- Left \$175.00
<input type="checkbox"/>	195KB7	E0956	Knee Adductor Pad LG- Left \$175.00
<b>S/A Arm Size</b>			
<input type="checkbox"/>	195XX04	E1028	Swing Away Short - Left \$230.00
<input type="checkbox"/>	195XX06	E1028	Swing Away Long - Left \$230.00
<b>Knee Adductor Supports - RIGHT (choose Pad and Arm)</b>			<b>\$405.00</b>
<b>Pad Size</b>			
<input type="checkbox"/>	195KB6	E0956	Knee Adductor Pad SM- Right \$175.00
<input type="checkbox"/>	195KB8	E0956	Knee Adductor Pad LG- Right \$175.00
<b>S/A Arm Size</b>			
<input type="checkbox"/>	195XX05	E1028	Swing Away Short - Right \$230.00
<input type="checkbox"/>	195XX07	E1028	Swing Away Long - Right \$230.00

Long Thigh Support w/Removable Mount			
<i>Available with Cantilever Arms, NA with Manual Recline Back, Dual Post, Single Post or Cantilever w/ 2 pt Locking arms.</i>			
<input type="checkbox"/>	<b>SPOT Long Thigh Support - Left</b>		<b>\$335.00</b>
	195TV2	E0956	Long Thigh Support - Left \$105.00
	195TX1	E1028	Removable Mount - Left \$230.00
<input type="checkbox"/>	<b>SPOT Long Thigh Support - Right</b>		<b>\$335.00</b>
	195TV1	E0956	Long Thigh Support - Right \$105.00
	195TX2	E1028	Removable Mount - Right \$230.00

## 13. \*\* ARMREST AND ARMPAD OPTIONS for ASAP II

** Armrest Mounting for K0848 Models with ASAP II			
<b>Dual Post Armrests</b>			
<input type="checkbox"/>	195EG01		Short Dual Post Flip Back 10" Height. N/C
<input type="checkbox"/>	195EG21		Long Dual Post Flip Back 10" Height. N/C
<input type="checkbox"/>	195EG02	E0973	Shrt Dual Post Flip Back HT Adj 10"-15" \$230.00
<input type="checkbox"/>	195EG22	E0973	Lng Dual Post Flip Back HT Adj 10"-15" \$230.00
<b>Cantilever Armrests</b>			
<i>(Adjustable length arm pad included (choose Pad setting below, except for Low Arm Option) NA with Manual Recline Back</i>			
<input type="checkbox"/>	195EG03	E0973	<b>Standard Cantilever Arm</b> w/ 2 Point Locking Post. (9"-10" Ht Range.) NA w/ seat depths below 16" \$240.00
<input type="checkbox"/>	195EG04	E0973	<b>Standard Cantilever Arm</b> w/ 2 Point Locking Post. (11"-12" Ht Range.) NA w/ seat depths below 16" \$240.00
<input type="checkbox"/>	195EG05	E0973	<b>STD Cantilever Arm</b> 9"-12" Ht Range \$240.00
<input type="checkbox"/>	195EG06	E0973	<b>Low Cantilever Arm</b> 7"-10" Ht Range (Choose ASAPII pad type and size below) \$240.00
<b>Single Post Armrests</b>			
<input type="checkbox"/>	195EG07	E0973	Single Post Height Adjustable - Std. \$240.00
<input type="checkbox"/>	195EG08	E0973	Single Post Height Adjustable - Low \$240.00

** Arm Pad Options for ASAPII			
<b>Pad Type / Size Options for Dual Post / Single Post / Low Cantilever</b>			
<b>Left Arm Pad (N/C)</b>		<b>Right Arm Pad (N/C)</b>	
<input type="checkbox"/>	195AE01	-	Desk Length Waterfall (10") <input type="checkbox"/> 195AB01
<input type="checkbox"/>	195AE02	-	Full Waterfall (14") NA w/Low Cant <input type="checkbox"/> 195AB02
<input type="checkbox"/>	195AE03	-	Desk Length Standard (10") <input type="checkbox"/> 195AB03
<input type="checkbox"/>	195AE04	-	Full Standard (14") NA w/Low Cant <input type="checkbox"/> 195AB04
<b>Pad Setting Options for Standard Cantilever Arm</b>			
<b>Left Arm Pad (N/C)</b>		<b>Right Arm Pad (N/C)</b>	
<input type="checkbox"/>	195AE11	-	Full Length Cantilever (14") <input type="checkbox"/> 195AB11
<input type="checkbox"/>	195AE10	-	Desk Length Cantilever (10") <input type="checkbox"/> 195AB10

\* Required Selection for all models

\*\* Required Selection with ASAP II seating

\*\*\* Required Selection with Captains Seating



## 14. HANGERS AND FOOTRESTS

### Swing-away Hangers

#### Non-Powered Swing Away Legrests

*Sold as Pairs*

<input type="checkbox"/>	195H2		70° Swing Away (B)	N/C
<input type="checkbox"/>	195H6		90° Swing Away (B) (5.5-9")	N/C
<input type="checkbox"/>	195H138	E0990	Manual ELR S/A (B) (Avail. with Fixed Centermount, choose below)	\$280.00

#### Power Elevating Legrests (2 Actuators)

<input type="checkbox"/>	195H126	E1010	Swing Away Power ELR w/ Articulation Pair (B footplates) (N/A for 12" or 13" wide)	\$2,270.00
--------------------------	---------	-------	--	------------

#### Swing Away Footplates

<input type="checkbox"/>	<b>B - Adult Angle Adjust w/Heel Loop for use with 70° hanger and ELR (Pair)</b>			<b>\$220.00</b>
	195F282	K0040	Adult Angle Adjustable Footplate	\$170.00
	195HL10	E0951	Heel Loop	\$50.00
<input type="checkbox"/>	<b>B - Adult Angle Adjust w/Heel Loop for use with 90° hanger (Pair)</b>			<b>\$220.00</b>
	195F285	K0040	Adult Angle Adjustable Footplate	\$170.00
	195HL10	E0951	Heel Loop	\$50.00
<input type="checkbox"/>	<b>C - Kids Angle Adjust w/Leg Strap for use with 70° hanger (Pair)</b>			<b>\$205.00</b>
	195F283	K0040	Kids Angle Adjustable Footplate	\$170.00
	195LS13	K0038	Leg Strap	\$35.00
<input type="checkbox"/>	<b>C - Kids Angle Adjust w/Leg Strap for use with 80° and 90° hanger(Pair)</b>			<b>\$205.00</b>
	195F286	K0040	Kids Angle Adjustable Footplate	\$170.00
	195LS13	K0038	Leg Strap	\$35.00
<input type="checkbox"/>	195F279		Omit Footplate and extension tube	N/C

#### Omit Hangers.

<input type="checkbox"/>	195H144		Omit Hangers	N/C
--------------------------	---------	--	--------------	-----

#### Hanger Extensions. (See range listed in matrix below)

*NOTE: Not all extension tube will be available; depending on the seat height, some extension tube options may not offer enough ground clearance.*

<input type="checkbox"/>	195E16	K0037	High Mount Hanger	\$55.00
<input type="checkbox"/>	195E1		Short	N/C
<input type="checkbox"/>	195E2		Medium	N/C
<input type="checkbox"/>	195E5		Long	N/C

#### Footrest Accessories

<input type="checkbox"/>	1955A01	E0952	Toe Loop (Pair) Only avail on (opt B).	\$50.00
<input type="checkbox"/>	195LS14	K0038	Extra Leg Strap	\$35.00

### Centermount Legrests

#### Non-Powered Center Mount Legrests

##### Fixed Center Mount Legrests (includes footplate) Plus options below

<input type="checkbox"/>	195H134	-	Fixed Center Capt / ASAP II Mount Short	N/C
<input type="checkbox"/>	195H135	-	Fixed Center Capt / ASAP II Mount Long	N/C

#### Angle Adjustable Center Mount Legrests for ASAP II

<input type="checkbox"/>	195H104	-	Angle adjustable Center Mount Medium 3" - 11.25" Choose Footplate (I or J) infinite and Independent leg length and angle adjustable	\$315.00
<input type="checkbox"/>	195H108	-	Angle adjustable Center Mount Long 3" - 13.25" Choose Footplate (I or J) infinite and Independent leg length and angle adjustable	\$315.00

#### Power Centermount (2 Actuators)

<input type="checkbox"/>	195H127	K0108	Power Centermount ELR w/7.5" Power Articulation (F) Centermount footplates plus Custom Options Below	\$2,320.00
--------------------------	---------	-------	--	------------

#### Power Centermount Footplate Extension Option (For Thru-Drive Operation)

<input type="checkbox"/>	195IE01	K0108	<b>Enable</b> 7.5" Powered footplate extension for transfer assist. (Electronics programmed to allow footplates to be extended <b>with or without</b> legrest being raised)	\$1,250.00
<input type="checkbox"/>	195IE02	-	<b>Disable</b> Footplate extension for transfers. (Electronics programmed to <b>ONLY</b> extend footplates when legs are raised.)	N/C

#### Centermount Footplates

<input type="checkbox"/>	<b>F - Centermount Dual Footplate (Pair) (Individually Height (3"-19") and Angle Adjustable)</b>			<b>\$170.00</b>
	195F315	K0040	CMT Angle Adjustable Footplates	\$170.00
	195HL14	E0951	Padded and Adjustable Heel Block	N/C
<input type="checkbox"/>	<b>I - Angle adj Centermount Footplate pair Small</b>			<b>\$170.00</b>
	195F125	K0040	Small Angle Adjustable Footplates 5.75" x 6"	\$170.00
<input type="checkbox"/>	<b>J - Angle adj Centermount Footplate pair Large</b>			<b>\$170.00</b>
	195F126	K0040	Large Angle Adjustable Footplates 5.75" x 10"	\$170.00

Lower Leg Length Matrix (measured seat pan to the top of the footplate surface)						Footplate Matrix		
Hanger Type	Standard	High Mount	Short	Medium	Long	B	F	I
70° Swing Away		7"-14"	13.5"-16"	16"-18.5"	18"-20.5"	X		
90° Swing Away		5.5-9" Footplate mounts to front of hanger.				X		
Manual ELR S/A			12.5"-17"	14.5"-19"	17"-21"	X		
Power ELR S/A			12"-14"	14"-17"	16.5"-19"	X		
Fixed Cntrmnt ASAP			12.5"-15.5"		14.5"-19.5"	Single Footplate		
Angle Adj Cntrmnt				3"-13"	3"-15"			X
Power Cntrmnt	3"-19"						X	

## 15. ACCESSORIES

#### Wheelchair Tray Table

<input type="checkbox"/>	1957A01	E0950	TRAY TABLE SM TUFFAK 12"-14" PWR	\$230.00
<input type="checkbox"/>	1957A02	E0950	TRAY TABLE MED TUFFAK 15"-17" PWR	\$230.00
<input type="checkbox"/>	1957A03	E0950	TRAY TABLE LRG TUFFAK 18"-20" PWR	\$230.00

#### Backpack

<input type="checkbox"/>	195A1		Black Utility	\$55.00
--------------------------	-------	--	---------------	---------

#### Accessories

<input type="checkbox"/>	1958A09		Ram Phone Mount on Round JS tube	\$50.00
<input type="checkbox"/>	1958A10		Ram Tablet Mount on Round JS tube	\$200.00
<input type="checkbox"/>	1958A11		Ram Cup holder	\$50.00
<input type="checkbox"/>	1958A12		Switch-It Remote Stop Switch	\$895.00

#### Positioning Belt - Select for any style seat

<input type="checkbox"/>	195EJ01		Auto Style Buckle	N/C
<input type="checkbox"/>	195EJ02	E0978	Belt 2" Aircraft Buckle	\$40.00
<input type="checkbox"/>	195EJ03	E0978	Belt 2" Aircraft Buckle Padded	\$70.00

#### Mounting Accessories (available with All Seats)

*Only one accessory can be mounted at a time.*

<input type="checkbox"/>	195A603	E2207	Cane/Crutch Holder	\$260.00
<input type="checkbox"/>	195A604	E2208	O2 holder	\$260.00
<input type="checkbox"/>	195A605	K0108	Walker holder	\$260.00



# JAY<sup>®</sup> Signature Series Backrest and Accessories

Note: Not all sizes and configurations shown below, for full offering visit [www.sunrisemedical.com](http://www.sunrisemedical.com)

## 17a. JAY BACKREST

Seat width must can be equal to or 2" less than selection in section 7.

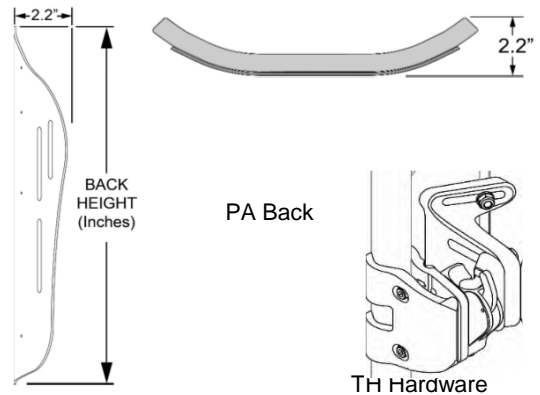
### JAY J3 Back PA (2.2" Contour Depth)

UT Shells- Heavy Duty TH 2 Point Hardware

<input type="checkbox"/>	195JT01	E2613	J3PAUTS16TH	16" Wide J3 Back w/ 16.5" Shell Height	\$580.00
<input type="checkbox"/>	195JT02	E2613	J3PAUTS18TH	18" Wide J3 Back w/ 16.5" Shell Height	\$580.00
<input type="checkbox"/>	195JT03	E2613	J3PAUTS20TH	20" Wide J3 Back w/ 16.5" Shell Height	\$580.00
<input type="checkbox"/>	195JT04	E2613	J3PAUTM16TH	16" Wide J3 Back w/ 18" Shell Height	\$580.00
<input type="checkbox"/>	195JT05	E2613	J3PAUTM18TH	18" Wide J3 Back w/ 18" Shell Height	\$580.00
<input type="checkbox"/>	195JT06	E2613	J3PAUTM20TH	20" Wide J3 Back w/ 18" Shell Height	\$580.00
<input type="checkbox"/>	195JT07	E2614	J3PAUTM22TH	22" Wide J3 Back w/ 18" Shell Height	\$795.00
<input type="checkbox"/>	195JT08	E2613	J3PAUTT16TH	16" Wide J3 Back w/ 19.5" Shell Height	\$580.00
<input type="checkbox"/>	195JT09	E2613	J3PAUTT18TH	18" Wide J3 Back w/ 19.5" Shell Height	\$580.00
<input type="checkbox"/>	195JT10	E2613	J3PAUTT20TH	20" Wide J3 Back w/ 19.5" Shell Height	\$580.00

SH Shells- TH 2 Point Hardware

<input type="checkbox"/>	195JT11	E2613	J3PASHS18TH	18" Wide J3 Back w/ 21" Shell Height	\$580.00
<input type="checkbox"/>	195JT12	E2613	J3PASHS20TH	20" Wide J3 Back w/ 21" Shell Height	\$580.00
<input type="checkbox"/>	195JT13	E2614	J3PASHS22TH	22" Wide J3 Back w/ 21" Shell Height	\$795.00



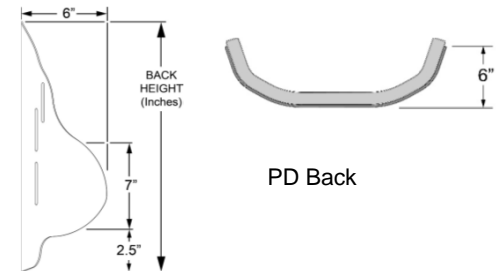
### JAY J3 Back PD (6" Contour Depth)

UT Shells- Heavy Duty TH 2 Point Hardware

<input type="checkbox"/>	195JT14	E2620	J3PDUTM16TH	16" Wide J3 Back w/ 18" Shell Height	\$750.00
<input type="checkbox"/>	195JT15	E2620	J3PDUTM18TH	18" Wide J3 Back w/ 18" Shell Height	\$750.00
<input type="checkbox"/>	195JT16	E2620	J3PDUTM20TH	20" Wide J3 Back w/ 18" Shell Height	\$750.00

SH Shells- Heavy Duty TH 2 Point Hardware

<input type="checkbox"/>	195JT17	E2620	J3PDSHS16TH	16" Wide J3 Back w/ 21" Shell Height	\$750.00
<input type="checkbox"/>	195JT18	E2620	J3PDSHS18TH	18" Wide J3 Back w/ 21" Shell Height	\$750.00
<input type="checkbox"/>	195JT19	E2620	J3PDSHS20TH	20" Wide J3 Back w/ 21" Shell Height	\$750.00



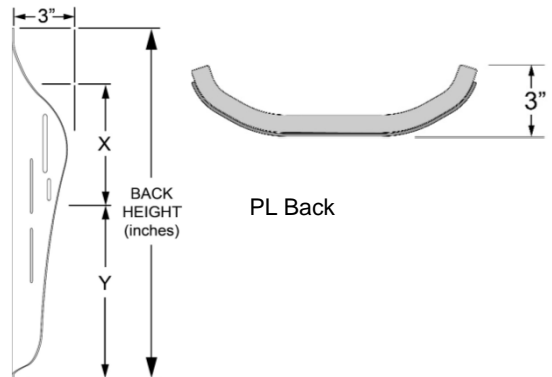
### JAY J3 Back PL (3" Contour Depth)

UT Shells- Heavy Duty TH 2 Point Hardware

<input type="checkbox"/>	195JT20	E2613	J3PLUTS16TH	16" Wide J3 Back w/ 16.5" Shell Height	\$670.00
<input type="checkbox"/>	195JT21	E2613	J3PLUTS18TH	18" Wide J3 Back w/ 16.5" Shell Height	\$670.00
<input type="checkbox"/>	195JT22	E2613	J3PLUTS20TH	20" Wide J3 Back w/ 16.5" Shell Height	\$670.00
<input type="checkbox"/>	195JT23	E2613	J3PLUTM16TH	16" Wide J3 Back w/ 18" Shell Height	\$670.00
<input type="checkbox"/>	195JT24	E2613	J3PLUTM18TH	18" Wide J3 Back w/ 18" Shell Height	\$670.00
<input type="checkbox"/>	195JT25	E2613	J3PLUTM20TH	20" Wide J3 Back w/ 18" Shell Height	\$670.00
<input type="checkbox"/>	195JT26	E2613	J3PLUTT16TH	16" Wide J3 Back w/ 19.5" Shell Height	\$670.00
<input type="checkbox"/>	195JT27	E2613	J3PLUTT18TH	18" Wide J3 Back w/ 19.5" Shell Height	\$670.00
<input type="checkbox"/>	195JT28	E2613	J3PLUTT20TH	20" Wide J3 Back w/ 19.5" Shell Height	\$670.00

SH Shells- TH 2 Point Hardware

<input type="checkbox"/>	195JT29	E2613	J3PLSHS18TH	18" Wide J3 Back w/ 21" Shell Height	\$670.00
<input type="checkbox"/>	195JT30	E2613	J3PLSHS20TH	20" Wide J3 Back w/ 21" Shell Height	\$670.00



### JAY Custom Back

To order any **JAY Back not listed above**, please see the JAY price list. Cushion name or part number must be filled out w/ desired width and depth

<input type="checkbox"/>	195JB01	JAY Bundled Back	Back Name or Part #	Width:	Height:	Price List
--------------------------	---------	------------------	---------------------	--------	---------	------------

## 17b. JAY BACKREST ACCESSORIES

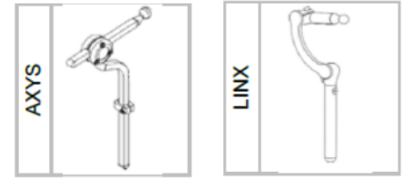
### JAY J3 Back Headrest

*AXYS Mount and Pad (includes removable mount)*

<input type="checkbox"/>	195HD01	E0955/E1028	J3HEDX10	AXYS Headrest with 10" Plush Pad	\$381.00
<input type="checkbox"/>	195HD02	E0955/E1028	J3HEDX14	AXYS Headrest with 14" Plush Pad	\$394.00
<input type="checkbox"/>	195HD05	E0955/E1028	J3HEDXAAPS	AXYS Headrest with Narrow Adjust-a-Plush	\$480.00
<input type="checkbox"/>	195HD06	E0955/E1028	J3HEDXAAPN	AXYS Headrest with Standard Adjust-a-Plush	\$480.00

*LINX Mount and Pad (includes removable mount)*

<input type="checkbox"/>	195HD03	E0955/E1028	J3HEDL10	LINX Headrest with 10" Plush Pad	\$441.00
<input type="checkbox"/>	195HD04	E0955/E1028	J3HEDL14	LINX Headrest with 14" Plush Pad	\$454.00
<input type="checkbox"/>	195HD07	E0955/E1028	J3HEDLAAPS	LINX Headrest with Narrow Adjust-a-Plush	\$540.00
<input type="checkbox"/>	195HD08	E0955/E1028	J3HEDLAAPN	LINX Headrest with Standard Adjust-a-Plush	\$540.00



### JAY J3 Back Laterals

*Swing Away Laterals With Pad - Pair*

<input type="checkbox"/>	195JW02	E0956/E1028	J3LAT4X4SA	SwingAway Lat with 4"x4" Pad (PR)	\$778.00
<input type="checkbox"/>	195JW03	E0956/E1028	J3LAT4X5SA	SwingAway Lat with 4"x5" Pad (PR)	\$778.00
<input type="checkbox"/>	195JW04	E0956/E1028	J3LAT4X6SA	SwingAway Lat with 4"x6" Pad (PR)	\$778.00

## 17c. JAY CUSHIONS

*Seat width must match selection in section 7. Seat depth can be +/- 2" of selection in section 7*

### JAY Fusion Cushion

<input type="checkbox"/>	195JU01	E2622	JFUSION1616	JAY Fusion 16" x 16"	\$440.00
<input type="checkbox"/>	195JU02	E2622	JFUSION1618	JAY Fusion 16" x 18"	\$440.00
<input type="checkbox"/>	195JU03	E2622	JFUSION1816	JAY Fusion 18" x 16"	\$440.00
<input type="checkbox"/>	195JU04	E2622	JFUSION1818	JAY Fusion 18" x 18"	\$440.00
<input type="checkbox"/>	195JU05	E2622	JFUSION1820	JAY Fusion 18" x 20"	\$440.00
<input type="checkbox"/>	195JU06	E2622	JFUSION2018	JAY Fusion 20" x 18"	\$440.00
<input type="checkbox"/>	195JU07	E2622	JFUSION2020	JAY Fusion 20" x 20"	\$440.00

### JAY X2 Cushion

<input type="checkbox"/>	195JU22	E2622	JX21616	JAY X2 16" x 16"	\$425.00
<input type="checkbox"/>	195JU23	E2622	JX21618	JAY X2 16" x 18"	\$425.00
<input type="checkbox"/>	195JU24	E2622	JX21816	JAY X2 18" x 16"	\$425.00
<input type="checkbox"/>	195JU25	E2622	JX21818	JAY X2 18" x 18"	\$425.00
<input type="checkbox"/>	195JU26	E2622	JX21820	JAY X2 18" x 20"	\$425.00
<input type="checkbox"/>	195JU27	E2622	JX22020	JAY X2 20" x 20"	\$425.00

### JAY Union Cushion

<input type="checkbox"/>	195JU15	E2607	JU1616	JAY UNION 16" x 16"	\$445.00
<input type="checkbox"/>	195JU16	E2607	JU1618	JAY UNION 16" x 18"	\$445.00
<input type="checkbox"/>	195JU17	E2607	JU1816	JAY UNION 18" x 16"	\$445.00
<input type="checkbox"/>	195JU18	E2607	JU1818	JAY UNION 18" x 18"	\$445.00
<input type="checkbox"/>	195JU19	E2607	JU1820	JAY UNION 18" x 20"	\$445.00
<input type="checkbox"/>	195JU20	E2607	JU2018	JAY UNION 20" x 18"	\$445.00
<input type="checkbox"/>	195JU21	E2607	JU2020	JAY UNION 20" x 20"	\$445.00

### JAY Ion Cushion

<input type="checkbox"/>	195JU08	E2607	JION1616	JAY ION 16" x 16"	\$395.00
<input type="checkbox"/>	195JU09	E2607	JION1618	JAY ION 16" x 18"	\$395.00
<input type="checkbox"/>	195JU10	E2607	JION1816	JAY ION 18" x 16"	\$395.00
<input type="checkbox"/>	195JU11	E2607	JION1818	JAY ION 18" x 18"	\$395.00
<input type="checkbox"/>	195JU12	E2607	JION1820	JAY ION 18" x 20"	\$395.00
<input type="checkbox"/>	195JU13	E2607	JION2018	JAY ION 20" x 18"	\$395.00
<input type="checkbox"/>	195JU14	E2607	JION2020	JAY ION 20" x 20"	\$395.00

### JAY Custom Cushion

*To order any **JAY cushions not listed above**, please see the JAY price list. Cushion name or part number must be filled out w/ desired width and depth*

<input type="checkbox"/>	195JC20	JAY Bundled Cushion	Cushion Name or Part #	<input style="width: 100px;" type="text"/>	Width:	<input style="width: 50px;" type="text"/>	Depth:	<input style="width: 50px;" type="text"/>	Price List
--------------------------	---------	---------------------	------------------------	--	--------	---	--------	---	------------

## 16. CUSTOM OPTIONS

Looking for more options? Contact our custom "built 4 me" department.

Below are common upgrades that utilize **Ready Made Quotes**. These options can be quickly quoted to add a custom touch to your Pulse power chair.

<input type="checkbox"/>	Lights and Indicators	Call for quote
<input type="checkbox"/>	Powered Center Mount w/Captain Seat	Call for quote

*Some Restrictions Apply*



To Inquire about any unique customization for Quickie products, contact:  
Phone: (800) 333-4000, Option #3 or Fax: (800) 333-9011

\* Required Selection for all models

\*\* Required Selection with ASAP II seating

\*\*\* Required Selection with Captains Seating



**Sunrise Medical (US) LLC**  
2842 Business Park Ave.  
Fresno, CA 93727 · USA