



# Quickie Pulse™ 6 Power Recline Seating

Tilt/Recline K0861

Recline Only K0856

EIPW22, February 2019

Account: \_\_\_\_\_  
 Date: \_\_\_\_\_  
 PO#: \_\_\_\_\_  
 Buyer: \_\_\_\_\_  
 Marked For: \_\_\_\_\_

Ship To: \_\_\_\_\_  
 Name: \_\_\_\_\_  
 Address: \_\_\_\_\_  
 City, State, Zip: \_\_\_\_\_  
 Phone: \_\_\_\_\_

The HCPCS CODES provided are based on code verification through PDAC or our interpretation of the code definitions.  
 The use of HCPCS CODES does not ensure coverage or payment. For coverage information, verify with the appropriate payer's coverage policy.

✓	Option #	HCPCS	Definition	Price	✓	Option #	HCPCS	Definition	Price
---	----------	-------	------------	-------	---	----------	-------	------------	-------

## 1. QUICKIE Pulse™ 6 GROUP 3 CATEGORY (Select One)

### Tilt AND Recline

#### QUICKIE Pulse™ 6 MPC (Group 3 K0861, K0011)

<input type="checkbox"/>	Quickie Pulse™ 6 MPC for Tilt and Recline								<b>\$6,195.00</b>
	<b>195PC105</b>	K0861 / K0011	Base Package						\$6,195.00

### Recline ONLY

#### QUICKIE Pulse™ 6 SC (Group 3 K0856, K0011)

<input type="checkbox"/>	Quickie Pulse™ 6 SC for Recline Only								<b>\$6,195.00</b>
	<b>195PC76</b>	K0856 / K0011	Base Package						\$6,195.00

### MPC Seating Specifications

<b>HCPC Code</b>	K0856 / K0861 / K0011		
<b>Typical Chair Weight</b>	<b>W/battery</b>	310lbs	<b>W/O Battery</b> 232lbs
<b>Transit</b>	WC19		
<b>Seat Type</b>	3.7 Power Recline.		
<b>Seat size range</b>	<b>Width</b>	14"-22"	<b>Depth</b> 16"-20"
<b>STFH range</b>	16.5" to 18.5"		
<b>Power Seating</b>	50° CG tilt / Power recline w/ power sheer reduction		
<b>Armrest</b>	Reclining Cantilever, locking, Comfort, Trough		
<b>Manual Legrest</b>	70°, 90°, Manual ELR, Centermount		
<b>Power Legrest</b>	Swing away ELR/ALR, Power Centermount.		
<b>Backrest</b>	Standard Curve and Jay 3.		
<b>Back structure</b>	3.7 Power Recline.		
<b>Headrest</b>	Axyx, Linx, Cobra, 8", 10" 14", Adjust-a-Plush		
<b>Positioning</b>	Laterals, Hip/Knee guides, Belts/Harness.		



1.2 Pulse™ MPC

### Actuators Required by Power Seating Function

<b>Power Recline with Power Sheer Reduction:</b>	2 actuators
<b>Combination : Recline, Tilt:</b>	3 actuators
<b>Combination : Recline, Power Legrests:</b>	4 actuators
<b>Combination : Recline, Tilt, Power Legrests:</b>	5 actuators

### QUICKIE Pulse™ 6 Base Specifications

<b>Drive Wheel Position</b>	Midwheel Drive	<b>Drive Wheels</b>	13" Drive Wheels w/ flat free insert (Black)
<b>User weight Cap</b>	300 lb	<b>Tires/Casters</b>	7" Front / 6" rear (Black)
<b>Base size</b>	<b>Width</b> 24" <b>Length</b> 34" <b>Turn Radius</b> 18"	<b>Charger</b>	8A Dual Mode Charger (Compact) CTE
<b>Drive Control</b>	R-net EL90 (Expandable)	<b>Battery Size</b>	Group 22
<b>Driving Range</b>	Up to 13.5 miles	<b>Shroud Colors</b>	12 standard colors, 6 upgrade prints.
<b>Drive Motors</b>	4-pole 6 mph	<b>Ground Clearance</b>	3"

## 2. BASE CHAIR OPTIONS

Shroud Color				
<input type="checkbox"/>	195EZ01	-	Candy Apple Red	N/C
<input type="checkbox"/>	195EZ02	-	High Gloss Black	N/C
<input type="checkbox"/>	195EZ03	-	Candy Blue	N/C
<input type="checkbox"/>	195EZ04	-	Silver	N/C
<input type="checkbox"/>	195EZ05	-	Copper	N/C
<input type="checkbox"/>	195EZ08	-	Green Apple	N/C
<input type="checkbox"/>	195EZ09	-	Yellow	N/C
<input type="checkbox"/>	195EZ10	-	Pearl Pink	N/C
<input type="checkbox"/>	195EZ11	-	Candy Purple	N/C
<input type="checkbox"/>	195EZ12	-	Matte Black	N/C
<input type="checkbox"/>	195EZ13	-	Midnight Blue	N/C
<input type="checkbox"/>	195EZ15	-	Pearl White	N/C
<input type="checkbox"/>	195EZ06	-	Digital Camo.	\$515.00
<input type="checkbox"/>	195EZ07	-	Woodland Camo.	\$515.00
<input type="checkbox"/>	195EZ14	-	Carbon Fiber Print	\$515.00
<input type="checkbox"/>	195EZ17	-	Pink Camo	\$515.00
<input type="checkbox"/>	195EZ18	-	Grunge Skulls	\$515.00
<input type="checkbox"/>	195EZ16	-	American Flag	\$515.00

Drive wheel/tire package				
<input type="checkbox"/>	195DW60	-	Cast Wheel Solid Dual Density Inserts <b>Black</b> Knobby Tires and <b>Black</b> Casters	Std

User weight				
<input type="checkbox"/>	195WG06	-	< 150lb.	N/C
<input type="checkbox"/>	195WG13	-	151-200lb	N/C
<input type="checkbox"/>	195WG14	-	201-250lb	N/C
<input type="checkbox"/>	195WG03	-	251-300lb	N/C

Ventilator Options			
--------------------	--	--	--

*Not available w/ Transit, Power Legs*

<input type="checkbox"/>	195VT4	E1029	Fixed Vent Tray (Pulmonetic LTV Models)	\$465.00
--------------------------	--------	-------	--	----------

Motor Package				
<input type="checkbox"/>	195PF88	-	300lbs 6mph 4-Pole	Std

Transit Option			
----------------	--	--	--

<input type="checkbox"/>	195TO40	-	Omit Transit	NC
<input type="checkbox"/>	195WN01	-	WC19 Transit Package for use with Power Recline seating. (Optional Transit Belt Below)	\$325.00

WC19 Transit Lap Belt			
-----------------------	--	--	--

<input type="checkbox"/>	195WN02	-	WC19 Transit Lap Belt	\$210.00
--------------------------	---------	---	-----------------------	----------

Pre-Set Seat Frame Angle			
--------------------------	--	--	--

<input type="checkbox"/>	195FA10	-	0°	N/C
--------------------------	---------	---	----	-----

Seat Height			
-------------	--	--	--

*(Measured in the front) - Obtain Quote to verify est. STFH*

<input type="checkbox"/>	195HT44	-	Position "0"	NC
<input type="checkbox"/>	195HT45	-	+1" Seat to Floor Height	NC
<input type="checkbox"/>	195HT46	-	+2" Seat to Floor Height	NC

STFH Matrix			
Seating Type and Power Option Combinations	Seat-to-Floor Height at 0 tilt		
	Low	+1"	+2"
SC Power Recline only *	16.3"	17.3"	18.3"
MPC Power Recline and Tilt.	16.3"	17.3"	18.3"

STFH measured with batteries but no user. Actual STFH may vary by .5"  
 \*Adding seat angle will increase STFH by 1" for each incremental change.  
 \*\*Ultra low STFH may cause ground clearance of Power Centermount to drop below 2".

## 3. BATTERIES and CHARGERS

Batteries				
<input type="checkbox"/>	195AG21	E2361	GP22 Flat Top Batteries Pair w/strap	\$525.00
<input type="checkbox"/>	195AG05	-	Omit batteries (Includes harness)	N/C

Battery Charger			
-----------------	--	--	--

<input type="checkbox"/>	195BJ19	-	8A Dual Mode Charger (Compact) CTE	N/C
--------------------------	---------	---	------------------------------------	-----

## 4. ELECTRONICS

Drive Control Options			
Expandable Controllers			
<input type="checkbox"/>	195ER02	R-Net Expandable Drive Control Upgrade (90A)	\$980.00
<input type="checkbox"/>	195EX01	E2377 Expandable Controller - R-net	\$540.00
<input type="checkbox"/>	195EX02	E2313 Harnessing for Expandable Controller	\$440.00

R-net Joystick				
<input type="checkbox"/>	195J70	-	Std LED Joystick for R-net Ctrl's	N/C
<input type="checkbox"/>	195J108	-	CJSM1: Joystick Standard: w/Stereo Jacks & Color Display	N/C
<input type="checkbox"/>	195J114	-	CJSM2: Joystick Advanced: 3.5" Color Display, Paddle Switches, Shortcut Keys, IR, BT, and Stereo Jack.	\$1,055.00
<input type="checkbox"/>	195J95	-	Omit JS. For use with Omni2	N/C

Joystick Mount (Fixed, Swing Away, Retractable, Mid)				
<input type="checkbox"/>	195JM10	-	Fixed Mount	N/C
<input type="checkbox"/>	195JM11	E1028	Swing Away Mount	\$245.00
<input type="checkbox"/>	195JM15	E1028	Retractable Joystick mount w/45° stops	\$585.00
<input type="checkbox"/>	195JM14	E1028	Mid Line Mount	\$245.00

Joystick Mount (Location)				
<i>Height Adjustable.</i>				
<input type="checkbox"/>	195HM1	-	Right Side Mount	N/C
<input type="checkbox"/>	195HM2	-	Left Side Mount	N/C

Joystick Handle (Optional)				
<input type="checkbox"/>	195JH1	E2323	Ball Handle	\$80.00
<input type="checkbox"/>	195JH2	E2323	Foam Ball Handle	\$80.00
<input type="checkbox"/>	195JH4	E2323	T-Handle	\$80.00
<input type="checkbox"/>	195JH6	E2323	Goalpost	\$80.00

Attendant Control				
<input type="checkbox"/>	1950A02	E2331	Attendant Control for R-net	\$1,025.00

Attendant Mounting location				
<input type="checkbox"/>	195DN1		Mounting location: Right Back Cane	N/C
<input type="checkbox"/>	195DN2		Mounting Location: Left Back Cane	N/C

R-net Omni2 and Output Options				
<i>(For expandable controls, choose all that apply)</i>				
<input type="checkbox"/>	195ON16	-	R-net Omni2 Input Control Module and 3.5" LCD display with built in Infrared, Bluetooth and armrest mount. Choose mount below. (required for Specialty Input Devices.)	\$1,055.00
<input type="checkbox"/>	195ON2	E2351	R-net Output Module (ECM)	\$1,025.00

Omni2 Mount				
<i>(If used with Joystick must be mounted opposite side)</i>				
<input type="checkbox"/>	195DS17	E1028	Swing Away Left Side Omni2 Mount w/ Rear Mounted Interface	\$245.00
<input type="checkbox"/>	195DS16	E1028	Swing Away Right Side Omni2 Mount w/ Rear Mounted Interface	\$245.00

Switch inputs for R-Net Joysticks or Omni2				
<i>Drive or Mode / Profile Control</i>				
<input type="checkbox"/>	195SW22		Stereo to 2 Mono Splitter	\$65.00
<input type="checkbox"/>	195SW6		Ribbon Switch	\$100.00
<input type="checkbox"/>	195SW1		Buddy Button Switch	\$80.00
<input type="checkbox"/>	195SW2		Disc Switch	\$165.00
<input type="checkbox"/>	195SW9		Wobble Switch	\$515.00
<input type="checkbox"/>	195SW4		Micro Light Switch	\$80.00
<input type="checkbox"/>	195SW24		Egg Switch-Black	\$100.00
<input type="checkbox"/>	195SW21		Dual toggle switch and bracket	\$375.00
<input type="checkbox"/>	195SW35		Switch-It Mini 1 button on Mono plug	\$200.00
<input type="checkbox"/>	195SW36		Switch-It Mini 2 button on 2 Mono plugs	\$200.00
<input type="checkbox"/>	195SW37		Switch-It Mini 2 button on 1 Stereo plug	\$200.00
<input type="checkbox"/>	195SW38		Switch-It Mini 4 button on DB9 connector	\$200.00

Single Switch Mount Bracket				
<input type="checkbox"/>	195EM01		Single Switch Mount Bracket	\$200.00

Electronic Programmers				
<input type="checkbox"/>	195PR5		R-net PC Programmer with Dongle	\$415.00

## 5. Specialty Driver Control Options

*Requires expandable R-net controls and Omn2 unless otherwise noted. Not available with Upholstered backs.*

### 5a. Proportional Control Packages

<b>Head Control Proportional Packages</b>			
□ <b>Switch-It Dual Pro Proportional Head Control with Whitmyer and Facial Pads (Adult)</b>			<b>\$5,535.00</b>
195ID72	E2328	Switch-It Dual Pro Head Control w/facial pad (Adult)	\$5,195.00
195IJ09	E1028	SA Boom Mount with Egg Switch Control	\$340.00
□ <b>Switch-It Dual Pro Proportional Head Control with Spot Pads Package</b>			<b>\$5,535.00</b>
195ID70	E2328	Switch-It Dual Pro Head Control w/Spot pads	\$5,195.00
195IJ09	E1028	SA Boom Mount with Egg Switch Control	\$340.00

<b>Hand Control Proportional Joystick Packages</b>			
□ <b>Switch-It Versa-Guide Compact Joystick Midline with Gatlin Package</b>			<b>\$1,895.00</b>
195ID71	E2373	Switch-It Versa-Guide Compact Proportional Joystick	\$1,650.00
195IJ07	E1028	S/A Gatlin Mount	\$245.00
□ <b>Switch-It Versa-Guide Compact Joystick Midline and prox flex switches with Gatlin Package</b>			<b>\$2,420.00</b>
195ID71	E2373	Switch-It Versa-Guide Compact Proportional Joystick	\$1,650.00
195IM08	K0108	Dual Flex Proximity Switches (requires no force)	\$525.00
195IJ07	E1028	S/A Gatlin Mount	\$245.00
□ <b>Switch-It Micro-Pilot Joystick with SpaceDisc Package</b>			<b>\$3,610.00</b>
195ID62	E2312	Micro-Pilot Proportional Joystick	\$2,995.00
195IJ08	K0108	S/A SpaceDisc mount	\$615.00
□ <b>Switch-It Micro-Guide Joystick with SpaceDisc Package</b>			<b>\$3,610.00</b>
195ID63	E2312	Micro-Guide Proportional Joystick	\$2,995.00
195IJ08	K0108	S/A SpaceDisc mount	\$615.00

<b>Chin Control Proportional Joystick Packages</b>			
□ <b>Switch-It Versa-Guide Chin Control Compact Joystick and Egg Switch Package</b>			<b>\$2,235.00</b>
195ID71	E2373	Switch-It Versa-Guide Compact Proportional Joystick	\$1,650.00
195IM07	E1028	S/A Mount off backrest	\$245.00
195IJ04	E1028	SA Boom Mount with egg switch	\$340.00
□ <b>Switch-It Versa-Guide Chin Control Compact Joystick and Proximity Flex Switches Package</b>			<b>\$2,420.00</b>
195ID71	E2373	Switch-It Versa-Guide Compact Proportional Joystick	\$1,650.00
195IM08	K0108	Dual Flex Proximity Switches (requires no force)	\$525.00
195IM07	E1028	S/A Mount off backrest	\$245.00
□ <b>Switch-It Versa-Guide Bib Chin Control Compact Joystick with Proximity Flex switches Package Std 6"</b>			<b>\$2,790.00</b>
195ID71	E2373	Switch-It Versa-Guide Compact Proportional Joystick	\$1,650.00
195IM08	K0108	Dual Flex Proximity Switches (requires no force)	\$525.00
195IM05	K0108	Bib mount Small	\$615.00
□ <b>Switch-It Versa-Guide Bib Chin Control Compact Joystick with Proximity Flex Switches Package Large 8"</b>			<b>\$2,790.00</b>
195ID71	E2373	Switch-It Versa-Guide Compact Proportional Joystick	\$1,650.00
195IM08	K0108	Dual Flex Proximity Switches (requires no force)	\$525.00
195IM06	K0108	Bib mount Large	\$615.00
□ <b>Switch-It Versa-Guide Bib Chin Control Compact Joystick with Egg Switch Package Std 6"</b>			<b>\$2,605.00</b>
195ID71	E2373	Switch-It Versa-Guide Compact Proportional Joystick	\$1,650.00
195IM05	K0108	Bib mount Small	\$615.00
195IJ04	E1028	SA Boom Mount with egg switch	\$340.00
□ <b>Switch-It Versa-Guide Bib Chin Control Compact Joystick with Egg Switch Package Large 8"</b>			<b>\$2,605.00</b>
195ID71	E2373	Switch-It Versa-Guide Compact Proportional Joystick	\$1,650.00
195IM06	K0108	Bib mount Large	\$615.00
195IJ04	E1028	SA Boom Mount with egg switch	\$340.00
□ <b>Switch-It Micro-Pilot Bib Chin Control with Egg Switch Package Std 6"</b>			<b>\$3,950.00</b>
195ID62	E2312	Micro-Pilot Proportional Joystick	\$2,995.00
195IM05	K0108	Bib mount Small	\$615.00
195IJ04	E1028	SA Boom Mount with egg switch	\$340.00
□ <b>Switch-It Micro-Pilot Bib Chin Control with Egg Switch Package Large 8"</b>			<b>\$3,950.00</b>
195ID62	E2312	Micro-Pilot Proportional Joystick	\$2,995.00
195IM06	K0108	Bib mount Large	\$615.00
195IJ04	E1028	SA Boom Mount with egg switch	\$340.00
□ <b>Switch-It Micro-Guide Bib Chin Control with Egg Switch Package Std 6"</b>			<b>\$3,950.00</b>
195ID63	E2312	Micro-Guide Proportional Joystick	\$2,995.00
195IM05	K0108	Bib mount Small	\$615.00
195IJ04	E1028	SA Boom Mount with egg switch	\$340.00
□ <b>Switch-It Micro-Guide Bib Chin Control with Egg Switch Package Large 8"</b>			<b>\$3,950.00</b>
195ID63	E2312	Micro-Guide Proportional Joystick	\$2,995.00
195IM06	K0108	Bib mount Large	\$615.00
195IJ04	E1028	SA Boom Mount with egg switch	\$340.00

## 5. Specialty Driver Control Options (cont.)

### 5b. Switch Control

*Requires Headrest and/or Headrest Mount*

#### 3 Switch Proximity Head Arrays *Choose headrest mount below*

<input type="checkbox"/> <b>Switch-It Head Array Package 3 Switch Curved (Long)</b> <b>\$4,535.00</b>			
195II13	E2330	Switch-It Proximity Head Array Long	\$4,195.00
195IJ09	E1028	SA Boom Mount with Egg Switch Control	\$340.00
<input type="checkbox"/> <b>Switch-It Head Array Package 3 switch curved (Stubby)</b> <b>\$4,535.00</b>			
195II14	E2330	Switch-It Proximity Head Array Stubby	\$4,195.00
195IJ09	E1028	S/A Boom Mount with Egg Switch Control	\$340.00

#### 5 Switch Proximity Head Array (No Egg Switch Needed) *Choose "Headrest Mount for Special Controls"*

<input type="checkbox"/>	195II04	E2330	Switch-It Head Array 5 switch flat	\$4,295.00
--------------------------	---------	-------	------------------------------------	------------

#### Multiple Switches.

<input type="checkbox"/>	195SW31		Switch-It 3 Naked proximity switches on DB9 connector. (requires Omni2)	\$2,675.00
<input type="checkbox"/>	195SW32		Switch-It 4 Naked proximity switches on DB9 connector. (requires Omni2)	\$3,290.00
<input type="checkbox"/>	195SW33		Switch-It 5 Naked proximity switches on DB9 connector. (requires Omni2)	\$3,705.00
<input type="checkbox"/>	195SW23		4-way toggle switch button DB9 Connector. Includes bracket	\$550.00

#### Sip N Puff Package *Choose headrest and HR mount below*

<input type="checkbox"/> <b>Quickie Sip n' Puff System</b> <b>\$2,180.00</b>			
195ID34	E2325	Sip N' Puff Kit	\$1,465.00
195IH1	E2326	Sip n' Puff Tubing and SA Hardware	\$375.00
195IJ10	E1028	S/A Boom Mount with egg switch	\$340.00

#### Headrest Mount for Specialty Controls

<input type="checkbox"/>	195MH12	E1028	Axys Mount & Bracket for Specialty Controls	\$230.00
<input type="checkbox"/>	195MH13	E1028	Cobra Mount & Bracket for Specialty Controls	\$290.00
<input type="checkbox"/>	195MH14	E1028	Linx Mount & Bracket for Specialty Controls	\$230.00

#### Headrest Pad for Specialty controls

<input type="checkbox"/>	195HE79	E0955	Plush Pad 8" for Specialty controls	\$230.00
<input type="checkbox"/>	195HE80	E0955	Plush Pad 10" for Specialty controls	\$230.00
<input type="checkbox"/>	195HE81	E0955	Plush Pad 14" for Specialty controls	\$230.00

#### Extra Swing Away Head Boom Egg Switch and Mount

<input type="checkbox"/>	195IJ05	E1028	Extra S/A Boom Mount with egg switch #1	\$340.00
<input type="checkbox"/>	195IJ06	E1029	Extra S/A Boom Mount with egg switch #2	\$340.00

#### Single Switches

<input type="checkbox"/>	195IB01		Ribbon Switch	\$100.00
<input type="checkbox"/>	195IB02		Buddy Button Switch	\$80.00
<input type="checkbox"/>	195IB03		Disc Switch	\$165.00
<input type="checkbox"/>	195IB04		Wobble Switch	\$515.00
<input type="checkbox"/>	195IB05		Micro Light Switch	\$80.00
<input type="checkbox"/>	195IB06		Egg Switch-Black	\$100.00
<input type="checkbox"/>	195IB07		Switch-It Mini 1 button on Mono plug	\$200.00

## 6. SEAT TYPE

<input type="checkbox"/>	195ST57	-	<b>Power Recline (requires Expandable R-net electronics)</b>	N/C
--------------------------	---------	---	--	-----

#### Recline Seat Frame size

<input type="checkbox"/>	195FU26	-	Power Recline Seat Frame ( G ) 14x16 to 22x20 (Not width Adjustable)	N/C
--------------------------	---------	---	--	-----

## 7. SEAT SIZE

### Seat Size Matrix. *Seat type is chosen in section 5.*

**G = Recline Seat (Width not adjustable)**

Note: Power Recline Seat Depth measured from solid surface of back to front of seat pan. Please accommodate for backrest cushion thickness.

		Recline Seat Width				
		14"	16"	18"	20"	22"
Seat Depth (Adjustable)	16"	G	G	G	G	G
	17"	G	G	G	G	G
	18"	G	G	G	G	G
	19"	G	G	G	G	G
	20"	G	G	G	G	G

#### Seat Width

<input type="checkbox"/>	195R23	14"	Seat width	N/C
<input type="checkbox"/>	195R5	16"	Seat width	N/C
<input type="checkbox"/>	195R7	18"	Seat width	N/C
<input type="checkbox"/>	195R9	20"	Seat width	N/C
<input type="checkbox"/>	195R25	22"	Seat width	N/C

#### Seat Depth

<input type="checkbox"/>	195RF5	16"	Seat depth	N/C
<input type="checkbox"/>	195RF6	17"	Seat depth	N/C
<input type="checkbox"/>	195RF7	18"	Seat depth	N/C
<input type="checkbox"/>	195RF8	19"	Seat depth	N/C
<input type="checkbox"/>	195RF24	20"	Seat depth	N/C

## 8. SEAT CUSHIONS

#### JAY Cushion Bundling

<input type="checkbox"/>	195JC14	-	Jay Cushion <u>On Chair Order</u> <i>Choose Cushion in section 17c.</i>	NC
--------------------------	---------	---	--	----

## 9. POWERED SEATING

### Power Seating Options

<input type="checkbox"/>	195PA6	E1005	<b>Recline Only</b> w/Power Shear Reduction (2 actuators)	\$5,725.00
<input type="checkbox"/>	195PA7	E1008	<b>Tilt and Recline</b> w/Power Shear Reduction (3 actuators)	\$9,995.00

### Power Seating Control

#### Powered Seating Thru-drive Control Method.

##### Thru-Drive 2+ Actuator (Requires R-net)

<input type="checkbox"/>	195EO29	E2311	Thru Drive 2+ Actuators: (For operating Tilt, recline, power legs) Includes Ctrl+5	\$3,410.00
--------------------------	---------	-------	--	------------

#### Powered Seating Thru-drive Control Options

##### Assignable Buttons (Requires R-net)

"Assignable Button" feature allows for customization of joystick buttons and/or Ctrl+5 Switches allowing access to various wheelchair and seating functions. When enabled, chair will be pre-programmed with seating functions assigned to buttons on the joystick. Assignments can be changed via PC Dongle.

<input type="checkbox"/>	195PM01	-	Enable Assignable buttons	N/C
--------------------------	---------	---	---------------------------	-----

#### Ctrl+5 Switchbox Options (Requires R-net)



Ctrl+5 allows direct control to 5 power seating functions (10 total switches). Switches can also be used with assignable buttons for greater flexibility. Box includes 3-Amp USB port for charging portable devices

<input type="checkbox"/>	195QG01	-	Ctrl+5 Switchbox mounted behind joystick	N/C
<input type="checkbox"/>	195QG02	-	Ctrl+5 Switchbox mounted opposite joystick	N/C
<input type="checkbox"/>	195QG03	-	Ctrl+5 Switchbox mounted on back cane	N/C
<input type="checkbox"/>	195QG04	-	Ctrl+5 Switchbox mounted on seat rail	N/C
<input type="checkbox"/>	195QG05	-	Omit Ctrl+5	-\$500.00

#### Ctrl+5 Switch Type

<input type="checkbox"/>	195EY03	-	Push buttons	N/C
<input type="checkbox"/>	195EY04	-	Toggle switches	\$250.00

## 11. BACKREST AND BACK OPTIONS for 3.7 POWER RECLINE

#### Backrest Frame Type

<input type="checkbox"/>	195BT89	-	Power Recline ( <i>Power Recline Seat only</i> )	N/C
--------------------------	---------	---	--	-----

#### Power Recline Backrest Preset Home Angle N/C

<input type="checkbox"/>	90° 195QK1	<input type="checkbox"/>	95° 195QK2 default	<input type="checkbox"/>	100° 195QK3
--------------------------	------------	--------------------------	--------------------	--------------------------	-------------

#### Back Type (Solid Recline)

<input type="checkbox"/>	195BU83	-	Standard Curve back with 1.5" Foam cushion. ( <i>Reduces Seat Depth</i> )	N/C
<input type="checkbox"/>	195JB03	-	Jay J3 for Power Recline w/1.5" Foam <i>Choose type below. (Reduces Seat Depth)</i>	N/C

#### Back Height - Required for Standard Curved Recline Backs and Jay 3 recline backs.

(Limited combinations of widths) Measured from pan to top of solid back.

<input type="checkbox"/>	195B42	-	22"	N/C
<input type="checkbox"/>	195B44	-	24"	N/C
<input type="checkbox"/>	195B140	-	26"	N/C
<input type="checkbox"/>	195B141	-	27"	N/C
<input type="checkbox"/>	195B142	-	28"	N/C

#### Push Handle Options

<input type="checkbox"/>	195BP55	-	Fixed "Cane" Handles.	N/C
<input type="checkbox"/>	195BP56	-	Height Adjustable Push Handles. w/2 utility hooks	\$55.00
<input type="checkbox"/>	195BP57	-	Omit push handles	N/C

## JAY J3 BACK for 3.7 POWER RECLINE OPTIONS

#### JAY J3 Contour.

<input type="checkbox"/>	195JP01	E2613	J3 PA Back (2.2" of Contour Depth) Available 14"-20" Wide (J3PAUTZYXX)	\$535.00
<input type="checkbox"/>	195JP02	E2614	J3 PA Back (2.2" of Contour Depth) Available 22" Wide (J3PAUTZ22FX)	\$795.00
<input type="checkbox"/>	195JP03	E2615	J3 PL Back (3.0" of Contour Depth) Available 14"-20" Wide (J3PLUTZYXX)	\$620.00
<input type="checkbox"/>	195JP04	E2620	J3 PDL Back (6.0" of Contour Depth) Available 14"-20" Wide (J3PDLUTZYXX)	\$745.00
<input type="checkbox"/>	195JP05	E2620	J3 PDC Back (6.0" of Contour Depth) Available 14"-20" Wide (J3PDCUTZYXX)	\$745.00
<input type="checkbox"/>	195JP06	E2620	J3 PD Back (6.0" of Contour Depth) Available 14"-20" Wide (J3PDUTZYXX)	\$745.00

#### JAY J3 Back Height. Backs are height adjustable

<input type="checkbox"/>	195JR06	-	MT for 22" tall back. (Mid Thoracic Short 15" shell)	N/C
<input type="checkbox"/>	195JR01	-	UT for 24" tall back. (Upper Thoracic Short 16.5" shell)	N/C
<input type="checkbox"/>	195JR02	-	UT for 26" tall back. (Upper Thoracic Med 18" shell)	N/C
<input type="checkbox"/>	195JR03	-	UT for 27" tall back. (Upper Thoracic Tall 19.5" shell)	N/C
<input type="checkbox"/>	195JR04	-	SH for 28" tall back and widths 14-20" (Shoulder Height 21" shell, )	N/C
<input type="checkbox"/>	195JR05	-	SH for 26-28" tall back and 22" wide seat (Shoulder Height 18" shell, )	N/C

#### SPINE-ALIGN MINI FIT KIT 2

*Includes: 5 wedges, 2 lat shims, 2 post/lat pelvic, 1 lg lumbar, 1 flat shim, and 1 curved*

<input type="checkbox"/>	195JS01	K0108	SPINE-ALIGN MINI FIT KIT 2	\$101.00
--------------------------	---------	-------	----------------------------	----------

#### JAY J3 Width

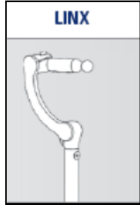
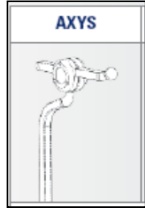
*Back can be ordered 2" narrower than seat pan. Armrest will be adjusted to back width ordered. Future growth can be accomplished by replacing back with wider versions and adjusting arms outward.*

<input type="checkbox"/>	195JQ01	-	<b>Back width 14"</b> (Use w/ 14-16" wide seat)	N/C
<input type="checkbox"/>	195JQ02	-	<b>Back width 16"</b> (Use w/ 16-18" wide seat)	N/C
<input type="checkbox"/>	195JQ03	-	<b>Back width 18"</b> (Use w/ 18-20" wide seat)	N/C
<input type="checkbox"/>	195JQ04	-	<b>Back width 20"</b> (Use w/ 20-22" wide seat)	N/C
<input type="checkbox"/>	195JQ05	-	<b>Back width 22"</b> (Use with 22" wide seat)	N/C

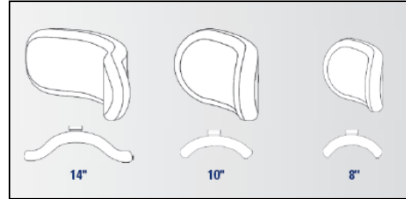
## 12. HEADREST OPTIONS

Choose One Each.

Whitmyer Headrest Mount			
<input type="checkbox"/>	195MH10	E1028	Axys Mount & Bracket \$230.00
<input type="checkbox"/>	195MH11	E1028	Cobra Mount and Bracket \$290.00
<input type="checkbox"/>	195MH1	E1028	Linx Mount and Bracket \$230.00



Whitmyer Headrest Pad			
<input type="checkbox"/>	195HE65	E0955	Plush Head Support Pad 8" \$230.00
<input type="checkbox"/>	195HE66	E0955	Plush Head Support Pad 10" \$230.00
<input type="checkbox"/>	195HE78	E0955	Plush Head Support Pad 14" \$230.00
<input type="checkbox"/>	195HE82	E0955	Adjusta Plush Head Support Pad Narrow \$230.00
<input type="checkbox"/>	195HE83	E0955	Adjusta Plush Head Support Pad std \$230.00



## 13. POSTURAL SUPPORTS

LATERAL THORACIC SUPPORT (Swing Away)			
<i>Available on all Solid Backs.</i>			
<b>LAT 4X4 S/A MOUNTS W/ 1" OFFSET - PR \$805.00</b>			
<input type="checkbox"/>	195ZV14	E0956	LATERAL 4X4 W/ 1" OFFSET - PAIR \$260.00
<input type="checkbox"/>	195ZS07	E1028	LATERAL SWING AWAY MOUNT - PAIR \$545.00
<b>LAT 4X5 S/A MOUNTS W/ 1" OFFSET - PR \$805.00</b>			
<input type="checkbox"/>	195ZV15	E0956	LATERAL 4X5 W/ 1" OFFSET - PAIR \$260.00
<input type="checkbox"/>	195ZS07	E1028	LATERAL SWING AWAY MOUNT - PAIR \$545.00
<b>LAT 4X6 S/A MOUNTS W/ 1" OFFSET - PR \$805.00</b>			
<input type="checkbox"/>	195ZV16	E0956	LATERAL 4X6 W/ 1" OFFSET - PAIR \$260.00
<input type="checkbox"/>	195ZS07	E1028	LATERAL SWING AWAY MOUNT - PAIR \$545.00
<b>LAT 6X4 S/A MOUNTS W/ 1" OFFSET - PR \$805.00</b>			
<input type="checkbox"/>	195ZV17	E0956	LATERAL 6X4 W/ 1" OFFSET - PAIR \$260.00
<input type="checkbox"/>	195ZS07	E1028	LATERAL SWING AWAY MOUNT - PAIR \$545.00
<b>LAT 6X5 S/A MOUNTS W/ 1" OFFSET - PR \$805.00</b>			
<input type="checkbox"/>	195ZV18	E0956	LATERAL 6X5 W/ 1" OFFSET - PAIR \$260.00
<input type="checkbox"/>	195ZS07	E1028	LATERAL SWING AWAY MOUNT - PAIR \$545.00
<b>LAT 6X6 S/A MOUNTS W/ 1" OFFSET - PR \$805.00</b>			
<input type="checkbox"/>	195ZV19	E0956	LATERAL 6X6 W/ 1" OFFSET - PAIR \$260.00
<input type="checkbox"/>	195ZS07	E1028	LATERAL SWING AWAY MOUNT - PAIR \$545.00

CHEST STRAP			
<input type="checkbox"/>	195ZR03	E0960	Padded Chest Strap \$230.00

Swing Away Knee Adductor Supports			
<i>Available only with Fixed and Power Center Mount Legrests.</i>			
<i>Not available with Dual Post Arm Rests or 2-point Locking Cantilever Arms</i>			
<b>Knee Adductor Supports - LEFT (choose Pad and Arm)</b>			<b>\$405.00</b>
<b>Pad Size</b>			
<input type="checkbox"/>	195KB5	E0956	Knee Adductor Pad SM- Left \$175.00
<input type="checkbox"/>	195KB7	E0956	Knee Adductor Pad LG- Left \$175.00
<b>S/A Arm Size</b>			
<input type="checkbox"/>	195XX04	E1028	Swing Away Short - Left \$230.00
<input type="checkbox"/>	195XX06	E1028	Swing Away Long - Left \$230.00
<b>Knee Adductor Supports - RIGHT (choose Pad and Arm)</b>			<b>\$405.00</b>
<b>Pad Size</b>			
<input type="checkbox"/>	195KB6	E0956	Knee Adductor Pad SM- Right \$175.00
<input type="checkbox"/>	195KB8	E0956	Knee Adductor Pad LG- Right \$175.00
<b>S/A Arm Size</b>			
<input type="checkbox"/>	195XX05	E1028	Swing Away Short - Right \$230.00
<input type="checkbox"/>	195XX07	E1028	Swing Away Long - Right \$230.00

Long Thigh Support w/Removable Mount			
<i>Available with Cantilever Arms, NA with Manual Recline Back, Dual Post, Single Post or Cantilever w/ 2 pt Locking arms.</i>			
<b>SPOT Long Thigh Support - Left</b>			<b>\$335.00</b>
<input type="checkbox"/>	195TV2	E0956	Long Thigh Support - Left \$105.00
<input type="checkbox"/>	195TX1	E1028	Removable Mount - Left \$230.00
<b>SPOT Long Thigh Support - Right</b>			<b>\$335.00</b>
<input type="checkbox"/>	195TV1	E0956	Long Thigh Support - Right \$105.00
<input type="checkbox"/>	195TX2	E1028	Removable Mount - Right \$230.00

## 14. ARMREST AND ARMPAD OPTIONS

### 14b. Armrest options for Power Recline Seating

Armrest for Power Recline Seating.			
<i>(Armrest width can be adjusted 2" narrower than seat)</i>			
<input type="checkbox"/>	195EG26	-	STD Cantilever/Reclining Arm 10-14" Height Range N/C
<input type="checkbox"/>	195EG27	-	Cantilever/Reclining Arm w/ 2 Point Locking Post. (10"-12" Ht Range.) \$240.00
<input type="checkbox"/>	195EG28	-	Cantilever/Reclining Arm w/ 2 Point Locking Post. (11"-13" Ht Range.) \$240.00

Reclining Armpad Options			
<i>(Armpad can be angled inward 15 degrees)</i>			
Standard Reclining Armpad			
Left Armpad (N/C)		Right Armpad (N/C)	
<input type="checkbox"/>	195AE05	-	St Reclining Arm Pad (16") <input type="checkbox"/> 195AB05
Comfort Reclining Armpad (Foam)			
Left Armpad (\$75.00)		Right Armpad (75.00)	
<input type="checkbox"/>	195AE22	-	Comfort 2" wide Reclining Arm Pad <input type="checkbox"/> 195AB22
<input type="checkbox"/>	195AE23	-	Comfort 4" wide Reclining Arm Pad <input type="checkbox"/> 195AB23

## 15. HANGERS AND FOOTRESTS

### Swing-away Hangers

#### Non-Powered Swing Away Legrests

*Sold as Pairs*

<input type="checkbox"/>	195H2		70° Swing Away (A,B,C)	N/C
<input type="checkbox"/>	195H138	E0990	Manual ELR S/A (A,B,C,D) (Avail. with Fixed Centermount, choose below)	\$280.00

#### Power Elevating Legrests (2 Actuators)

<input type="checkbox"/>	195H126	E1010	Swing Away Power ELR w/ Articulation Pair (B footplates) (N/A for 12" or 13" wide)	\$2,270.00
--------------------------	---------	-------	--	------------

#### Swing Away Footplates

<input type="checkbox"/>			<b>B - Adult Angle Adjust w/Heel Loop for use with 70° hanger and ELR (Pair)</b>	<b>\$220.00</b>
	195F282	K0040	Adult Angle Adjustable Footplate	\$170.00
	195HL10	E0951	Heel Loop	\$50.00
<input type="checkbox"/>			<b>B - Adult Angle Adjust w/Heel Loop for use with 90° hanger (Pair)</b>	<b>\$220.00</b>
	195F285	K0040	Adult Angle Adjustable Footplate	\$170.00
	195HL10	E0951	Heel Loop	\$50.00
<input type="checkbox"/>			<b>C - Kids Angle Adjust w/Leg Strap for use with 70° hanger (Pair)</b>	<b>\$205.00</b>
	195F283	K0040	Kids Angle Adjustable Footplate	\$170.00
	195LS13	K0038	Leg Strap	\$35.00
<input type="checkbox"/>			<b>C - Kids Angle Adjust w/Leg Strap for use with 80° and 90° hanger(Pair)</b>	<b>\$205.00</b>
	195F286	K0040	Kids Angle Adjustable Footplate	\$170.00
	195LS13	K0038	Leg Strap	\$35.00

#### Omit Hangers.

<input type="checkbox"/>	195H144		Omit Hangers	N/C
--------------------------	---------	--	--------------	-----

#### Hanger Extensions. (See range listed in matrix below)

*NOTE: Not all extension tube will be available; depending on the seat height, some extension tube options may not offer enough ground clearance.*

<input type="checkbox"/>	195E16	K0037	High Mount Hanger	\$55.00
<input type="checkbox"/>	195E1		Short	N/C
<input type="checkbox"/>	195E2		Medium	N/C
<input type="checkbox"/>	195E5		Long	N/C

#### Footrest Accessories

<input type="checkbox"/>	195A01	E0952	Toe Loop (Pair) <i>Only avail on (opt B).</i>	\$50.00
<input type="checkbox"/>	195LS14	K0038	Extra Leg Strap	\$35.00
<input type="checkbox"/>	195F279		Omit Footplate and extension tube	N/C

Lower Leg Length Matrix (measured seat pan to the top of the footplate surface)				
Hanger Type	Standard	Short	Medium	Long
70° Swing Away		13.5"- 16"	16"-18.5"	18"-20.5"
Manual ELR S/A		12.5"-17"	14.5"-19"	17"-21"
Power ELR S/A		12"-14"	14"-17"	16.5"-19"
Fixed Cntrmnt Recline	3"-19"			
Power Cntrmnt	3"-19"			

### Centermount Footplates

#### Non-Powered Center Mount Legrests

<input type="checkbox"/>	195H128	-	Fixed Center Mount Power Recline (Choose individual angle adjustable footplates and custom options below) (F)	N/C
--------------------------	---------	---	---	-----

#### Power Centermount (2 Actuators)

<input type="checkbox"/>	195H127	E1012	Power Centermount ELR w/7.5" Power Articulation (F) Centermount footplates plus Custom Options Below	\$2,320.00
--------------------------	---------	-------	--	------------

#### Power Centermount Footplate Extension Option

<input type="checkbox"/>	195E01	K0108	<b>Enable</b> 7.5" Powered footplate extension for transfer assist. (Electronics programmed to allow footplates to be extended <u>with or without</u> legrest being raised)	\$1,250.00
<input type="checkbox"/>	195E02	-	<b>Disable</b> Footplate extension for transfers. (Electronics programmed to <u>ONLY</u> extend footplates when legs are raised.)	N/C

#### Centermount Footplates

<input type="checkbox"/>			<b>F - Centermount Dual Footplate (Pair) (Individually Height (3"-19") and Angle Adjustable)</b>	<b>\$170.00</b>
	195F315	K0040	CMT Angle Adjustable Footplates	\$170.00
	195HL14	E0951	Padded and Adjustable Heel Block	N/C

## 16. ACCESSORIES

#### Wheelchair Tray Table

<input type="checkbox"/>	1957A01	E0950	TRAY TABLE SM TUFFAK 12"-14" PWR	\$230.00
<input type="checkbox"/>	1957A02	E0950	TRAY TABLE MED TUFFAK 15"-17" PWR	\$230.00
<input type="checkbox"/>	1957A03	E0950	TRAY TABLE LRG TUFFAK 18"-20" PWR	\$230.00

#### Backpack

<input type="checkbox"/>	195A1		Black Utility	\$55.00
--------------------------	-------	--	---------------	---------

#### Accessories

<input type="checkbox"/>	1958A09		Ram Phone Mount on Round JS tube	\$50.00
<input type="checkbox"/>	1958A10		Ram Tablet Mount on Round JS tube	\$200.00
<input type="checkbox"/>	1958A11		Ram Cup holder	\$50.00
<input type="checkbox"/>	1958A12		Switch-It Remote Stop Switch	\$895.00

#### Positioning Belt - Select for any style seat

<input type="checkbox"/>	195EJ01		Auto Style Buckle	N/C
<input type="checkbox"/>	195EJ02	E0978	Belt 2" Aircraft Buckle	\$40.00
<input type="checkbox"/>	195EJ03	E0978	Belt 2" Aircraft Buckle Padded	\$70.00

#### Mounting Accessories (available with All Seats)

*Only one accessory can be mounted at a time.*

<input type="checkbox"/>	195A603	E2207	Cane/Crutch Holder	\$260.00
<input type="checkbox"/>	195A604	E2208	O2 holder	\$260.00
<input type="checkbox"/>	195A605	K0108	Walker holder	\$260.00





**17c. JAY CUSHIONS**

Seat width must match selection in section 7. Seat depth can be +/- 2" of selection in section 7

JAY Fusion Cushion					
<input type="checkbox"/>	195JU01	E2622	JFUSION1616	JAY Fusion 16" x 16"	\$440.00
<input type="checkbox"/>	195JU02	E2622	JFUSION1618	JAY Fusion 16" x 18"	\$440.00
<input type="checkbox"/>	195JU03	E2622	JFUSION1816	JAY Fusion 18" x 16"	\$440.00
<input type="checkbox"/>	195JU04	E2622	JFUSION1818	JAY Fusion 18" x 18"	\$440.00
<input type="checkbox"/>	195JU05	E2622	JFUSION1820	JAY Fusion 18" x 20"	\$440.00
<input type="checkbox"/>	195JU06	E2622	JFUSION2018	JAY Fusion 20" x 18"	\$440.00
<input type="checkbox"/>	195JU07	E2622	JFUSION2020	JAY Fusion 20" x 20"	\$440.00

JAY X2 Cushion					
<input type="checkbox"/>	195JU22	E2622	JX21616	JAY X2 16" x 16"	\$425.00
<input type="checkbox"/>	195JU23	E2622	JX21618	JAY X2 16" x 18"	\$425.00
<input type="checkbox"/>	195JU24	E2622	JX21816	JAY X2 18" x 16"	\$425.00
<input type="checkbox"/>	195JU25	E2622	JX21818	JAY X2 18" x 18"	\$425.00
<input type="checkbox"/>	195JU26	E2622	JX21820	JAY X2 18" x 20"	\$425.00
<input type="checkbox"/>	195JU27	E2622	JX22020	JAY X2 20" x 20"	\$425.00

JAY Union Cushion					
<input type="checkbox"/>	195JU15	E2607	JU1616	JAY UNION 16" x 16"	\$445.00
<input type="checkbox"/>	195JU16	E2607	JU1618	JAY UNION 16" x 18"	\$445.00
<input type="checkbox"/>	195JU17	E2607	JU1816	JAY UNION 18" x 16"	\$445.00
<input type="checkbox"/>	195JU18	E2607	JU1818	JAY UNION 18" x 18"	\$445.00
<input type="checkbox"/>	195JU19	E2607	JU1820	JAY UNION 18" x 20"	\$445.00
<input type="checkbox"/>	195JU20	E2607	JU2018	JAY UNION 20" x 18"	\$445.00
<input type="checkbox"/>	195JU21	E2607	JU2020	JAY UNION 20" x 20"	\$445.00

JAY Ion Cushion					
<input type="checkbox"/>	195JU08	E2607	JION1616	JAY ION 16" x 16"	\$395.00
<input type="checkbox"/>	195JU09	E2607	JION1618	JAY ION 16" x 18"	\$395.00
<input type="checkbox"/>	195JU10	E2607	JION1816	JAY ION 18" x 16"	\$395.00
<input type="checkbox"/>	195JU11	E2607	JION1818	JAY ION 18" x 18"	\$395.00
<input type="checkbox"/>	195JU12	E2607	JION1820	JAY ION 18" x 20"	\$395.00
<input type="checkbox"/>	195JU13	E2607	JION2018	JAY ION 20" x 18"	\$395.00
<input type="checkbox"/>	195JU14	E2607	JION2020	JAY ION 20" x 20"	\$395.00

**JAY Custom Cushion**

To order any **JAY cushions not listed above**, please see the JAY price list. Cushion name or part number must be filled out w/ desired width and depth

<input type="checkbox"/>	195JC20	JAY Bundled Cushion	Cushion Name or Part #	Width:	Depth:	Price List
--------------------------	---------	---------------------	------------------------	--------	--------	------------



Looking for more options? Contact our custom "Built-4-Me" department.

Below are common upgrades that utilize **Ready Made Quotes**. These options can be quickly quoted to add a custom touch to your Pulse power chair.

<input type="checkbox"/>	Lights and Indicators	Call for quote
<input type="checkbox"/>	O2 Holder on Power Recline	Call for quote
<input type="checkbox"/>	Gel Flat 2" arm pads	Call for quote
<input type="checkbox"/>	Gel Flat 4" arm pads	Call for quote
<input type="checkbox"/>	Gel Trough/Elbow Block Medium (3.4" x 13") arm pads	Call for quote
<input type="checkbox"/>	Gel Trough/Elbow Block Large (4"x 14.5") arm pads	Call for quote

Some Restrictions Apply

To Inquire about any unique customization for Quickie products, contact:  
Phone: (800) 333-4000, Option #3 or Fax: (800) 333-9011



Sunrise Medical (US) LLC  
2842 Business Park Ave.  
Fresno, CA 93727 · USA