

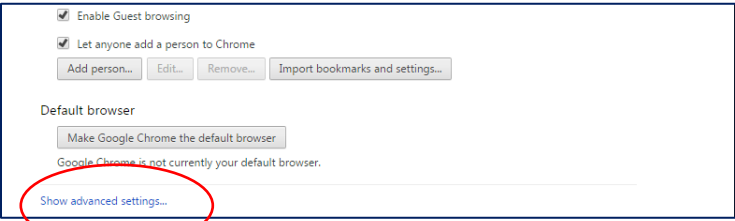
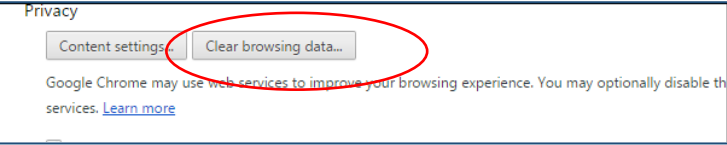


Steps	Illustration
1. Open “Chrome”	
2. Click on the “Menu” icon top left corner of the browser then click settings	
3. On the “Settings window” Scroll down to the bottom click the “show advanced settings” link (this will open all the advance settings options)	
4. Below Privacy click on “Clear Browsing data” button this will open the clear browsing data window	
<p>5. On the “Clear Browsing Data’ window check only</p> <ul style="list-style-type: none"> ✓ Cookies and other site and plugin data ✓ Cached images and files <p>All other boxes should be unchecked</p> <p>6. Then click on “Clear browsing data” button</p> <p>Close browser & reopen</p>	